


2021 County Of Greene Unified Budget

Final


Mike Belding - Chairman
Betsy McClure
Blair Zimmerman

	Expenditures
General Fund Budget	\$ 18,956,723.69
Impact Fee	\$ 4,673,249.61
Children and Youth	\$ 6,818,506.00
HSBG/EI	\$ 2,756,380.00
CDBG/HOME	\$2,310,000.00
Liquid Fuels	\$ 1,120,000.00
Core HSD Programs/Transportation	\$ 1,984,236.00
911 Fund	\$ 950,000.00
Domestic Relations	\$ 691,176.47
Drug and Alcohol	\$ 614,306.00
Tourism Fund	\$ 193,000.00
Total County Budget	\$ 41,067,577.77


Signed By:



Mike Belding, Chairman



Betsy McClure



Blair Zimmerman

Attest:



Jeff Marshall, Chief Clerk

Proposed 2021 Budget Facts

The 2021 Proposed General Fund Budget includes \$17,956,723.69 of revenue and \$18,956,723.69 in expenditures. The difference of \$1,000,000 will be taken from the fund balance. This budget contains just over \$1.1 Million of Act 13 Impact fee which is allocated to Children and Youth Services. This is significantly less than the \$5 Million allocated in the original 2020 budget and gives the Board of Commissioners \$3.5 Million to leverage development in the county.

Due to the structural imbalance in the budget over the past 5 years, where General Fund expenses increased \$5 Million over General Fund revenues and Act 13 was used to balance the budget, Greene County's Capital Reserve Fund saw a decrease of \$8.5 Million and the General Fund balance decreased \$3.4 Million. The Board of Commissioners cut over \$1 Million from the 2020 budget and increased non-tax revenues and cut expenses in the proposed 2021 budget by \$1.5 million. Falling land values have also negatively impacted tax revenues and the final remaining option for 2021 is a tax rate increase. This will be the first county government tax increase since 2010.

An average of 69% of a resident's property taxes is paid to the school district and an additional 10% goes to their municipality. The remaining 21% are county government taxes. The Tax Levy for this budget includes a General Fund tax increase of 1.5 Mills and reallocates .273 Mills from Debt Service millage to General Fund millage. Total millage for 2021 is expected to be set at 9.035 Mills and is an average 4.25% increase to a Greene County resident's total property taxes but yields an additional 20% to county government tax revenue.

The proposed 2021 budget includes \$13,055,437.32 of net tax revenue based on an assessed value of \$1,475,537,067; a decrease in taxable value of \$81,827,410 from the 2020 budget, but a net increase of \$2,057,288.26 based on the millage changes.

The 2021 budget is \$988,898.60 less in revenue and \$11,101.47 more in expenses than the current 2020 budget and \$2,970,008.95 less revenue and \$2,100,391.70 less expenditures than the 2019 actual revenue and expenses. The lower revenue, despite the millage increase, is due mainly to falling coal values.

The pension fund is 93.2% funded as of 1/1/2020 and the 2021 proposed budget includes \$1,310,000.00 in pension funding.

The Debt Service millage is being decreased based on the refunding and restructuring of the 2016 Bonds. The 2021 Bonds will refund the outstanding principal and currently owed interest on the 2016 Bonds and extend final payment 1 year. Additionally, \$940,000.00 will be transferred from the internal Debt Service fund to the General Fund balance. This allows the budget to be passed with the significant difference between the revenues and expenses.

The Board of Commissioners, with the Chief Clerk and Chief Financial Officer, have presented the challenges of the 2021 Budget in their public meeting, in 5 Town Hall meetings across the County, to the labor unions who are currently in negotiations with the County, and posted those meetings for virtual viewing. This [presentation](#) is available on the [county website](#)

County of Greene General Fund Totals	2019 Actual	2020 Budget	2020 YTD (8-31)	2021 Final
41105 - Discount	\$9,351,645.21	\$9,610,303.35	\$9,592,236.36	\$10,869,153.52
41110 - Face	\$809,172.70	\$773,512.22	\$724,612.55	\$849,215.11
41120 - Penalty	\$471,023.86	\$468,795.29	\$79,738.81	\$655,908.69
41125 - Delinquent - Tax Claim	\$1,784,755.13	\$1,300,000.00	\$369,900.47	\$1,450,000.00
42105 - Discount Contra	(\$951,843.75)	(\$975,697.69)	(\$793,615.03)	(\$591,878.64)
42110 - Face Contra	(\$87,323.58)	(\$78,531.76)	(\$74,374.48)	(\$46,243.92)
42115 - Penalty Contra	(\$22,303.25)	(\$47,595.01)	\$0.00	(\$35,717.44)
42120 - Delinquent - Tax Claim Contra	(\$102,250.63)	(\$65,000.00)	(\$34,523.19)	(\$95,000.00)
43105 - Licenses and Permits	\$40,637.00	\$38,000.00	\$23,320.00	\$44,875.00
43115 - Charges for Service	\$6,650,798.52	\$5,607,146.93	\$11,150,394.42	\$2,584,429.09
43116 - Fines and Forfeitures	\$215,889.98	\$230,000.00	\$146,115.04	\$247,000.00
43120 - Building / Office Rents	\$170,126.36	\$148,440.00	\$74,483.52	\$186,660.16
43125 - Royalties	\$124,870.71	\$150,000.00	\$32,224.65	\$120,074.60
43205 - Interest Income Checking	\$82,059.02	\$23,535.00	\$7,072.20	\$35,530.00
43210 - Interest Income Investments	\$0.00	\$0.00	\$0.00	\$0.00
43211 - Dividend Income	\$31.23	\$20.00	\$10.33	\$20.00
43215 - Misc Income	\$12,074.42	\$4,500.00	\$5,672.01	\$8,500.00
43305 - Payments in lieu of Taxes	\$58,150.32	\$31,000.00	\$338.50	\$44,568.00
43310 - Federal Grants	\$93,087.06	\$233,733.00	\$5,820.71	\$294,116.66
43405 - Tax Equalization Board	\$247.80	\$225.00	\$115.60	\$250.00
43410 - State Grants	\$1,309,856.76	\$322,053.00	\$3,364,115.10	\$440,087.81
43505 - Local Grants	\$39,079.83	\$41,260.00	\$23,905.00	\$78,833.47
44105 - Other Financing Sources	\$58,765.44	\$225,625.00	\$284,867.39	\$154,501.58
44106 - OFS - Sale Of Asset	\$12,924.00	\$5,000.00	\$0.00	\$0.00
44110 - OFS - Prior Period Reimb	\$243,989.54	\$200,800.00	\$118,674.96	\$175,371.00
44120 - Transfers IN	\$561,268.96	\$698,497.96	\$157,420.23	\$486,469.00
Revenue Totals	\$20,926,732.64	\$18,945,622.29	\$25,258,525.15	\$17,956,723.69
61105 · Salaries & Wages	\$9,264,933.28	\$8,654,505.01	\$5,715,414.11	\$8,574,862.23
61205 · Medical Coverage	\$2,102,291.10	\$2,257,471.34	\$1,569,565.33	\$2,786,450.98
61206 · Affordable Care Act	\$763.02	\$1,000.00	\$926.84	\$600.00
61210 · Worker's Comp	\$307,072.74	\$284,489.00	\$177,715.90	\$266,850.68
61215 · Unemployment Comp	\$80,692.03	\$71,823.10	\$57,303.20	\$67,549.20
61221 · Social Security	\$549,496.10	\$528,934.88	\$337,405.93	\$531,641.46
61222 · Medicare	\$131,127.98	\$123,702.78	\$78,909.95	\$124,335.50
61225 · Life Insurance	\$18,374.30	\$19,416.00	\$10,755.61	\$16,217.04
61230 · Retirement	\$554,120.21	\$727,030.00	\$0.00	\$838,400.00
62105 · Heating Fuel/Natural Gas	\$89,917.03	\$91,100.00	\$42,957.97	\$86,852.43
62110 · Electric	\$266,196.73	\$237,650.00	\$120,653.61	\$243,222.58
62115 · Water	\$54,358.58	\$61,241.92	\$30,928.70	\$61,433.33
62120 · Sewage	\$45,389.80	\$51,061.34	\$25,348.11	\$50,200.00
62125 · Garbage/Janitorial	\$27,269.70	\$25,270.00	\$14,537.28	\$25,270.00
62130 · Rent Expense	\$206,607.00	\$193,832.00	\$145,114.89	\$207,881.21
62205 · Local Service	\$40,200.74	\$26,182.59	\$13,862.52	\$22,327.37
62210 · Long Distance	\$0.00	\$0.00	\$0.00	\$0.00
62215 · Internet Access	\$29,106.37	\$31,395.22	\$20,092.68	\$30,930.66
62305 · Postage	\$102,112.49	\$99,550.00	\$62,142.27	\$98,100.00
62310 · Advertising	\$27,227.46	\$28,150.00	\$14,067.50	\$25,300.00
62505 · Bond Premiums	\$1,987.00	\$825.00	\$0.00	\$350.00
62510 · Insurance	\$202,995.74	\$192,466.60	\$115,710.30	\$200,088.48
62605 · Dues & Subscriptions	\$85,849.45	\$83,033.52	\$55,641.88	\$77,506.38
62610 · Printing & Reproduction	\$97,779.94	\$97,571.43	\$143,260.54	\$86,894.27
62615 · Employee Dev./Conference Costs	\$96,798.71	\$116,650.00	\$18,454.72	\$62,870.00
62705 · Legal Services	\$373,056.26	\$453,200.00	\$200,735.28	\$428,750.00
62710 · Computer Services	\$202,091.66	\$314,154.63	\$286,930.14	\$355,339.20
62720 · Consulting Services	\$0.00	\$10,000.00	\$4,330.31	\$0.00
62730 · Medical Services	\$170,631.11	\$140,000.00	\$84,947.29	\$131,000.00
62735 · Other Professional Services	\$1,146,704.19	\$973,273.65	\$521,992.82	\$800,102.69
62805 · Interest Expense	\$36,804.44	\$20,000.00	\$0.00	\$0.00
62810 · Misc. Service Expense	\$44.26	\$29,348.21	\$0.00	\$57,893.36
63105 · Supplies	\$984,130.40	\$781,450.00	\$399,533.32	\$600,139.24
63215 · Repairs/Maintenance	\$206,371.87	\$152,100.00	\$76,502.99	\$123,680.00
64125 · Capital Outlay	\$151,272.61	\$113,200.00	(\$126,808.45)	\$48,525.00
65105 - OFU	\$707.57	\$0.00	\$159.46	\$0.00
65106 - OFU Prior Year	\$50.50	\$0.00	\$3,090.00	\$0.00
65110 · Local Grants	\$648,113.15	\$309,500.00	\$132,395.09	\$97,589.40
65120 - Transfers Out	\$2,754,469.87	\$1,645,044.00	\$5,531,618.09	\$1,827,571.00
Expense Totals	\$21,057,115.39	\$18,945,622.22	\$15,886,196.18	\$18,956,723.69

Administration Commissioners Administration	2019 Actual	2020 Budget	2020 YTD (8-31)	2021 Final
41105 - Discount				
41110 - Face				
41120 - Penalty				
41125 - Delinquent - Tax Claim				
42105 - Discount Contra				
42110 - Face Contra				
42115 - Penalty Contra				
42120 - Delinquent - Tax Claim Contra				
43105 - Licenses and Permits				
43115 - Charges for Service				
43116 - Fines and Forfeitures				
43120 - Building / Office Rents				
43125 - Royalties				
43205 - Interest Income Checking				
43210 - Interest Income Investments				
43211 - Dividend Income				
43215 - Misc Income	1,827.54	900.00	226.00	
43305 - Payments in lieu of Taxes				
43310 - Federal Grants				
43405 - Tax Equalization Board				
43410 - State Grants				
43505 - Local Grants				
44105 - Other Financing Sources				
44106 - OFS - Sale Of Asset				
44110 - OFS - Prior Period Reimb				
44120 - Transfers IN				
Revenue Totals	\$1,827.54	\$900.00	\$226.00	\$0.00
61105 · Salaries & Wages	473,334.47	295,827.00	194,169.31	\$283,495.34
61205 · Medical Coverage	70,175.70	78,373.91	51,719.91	
61206 · Affordable Care Act				
61210 · Worker's Comp	4,692.41	4,592.31	3,000.76	
61215 · Unemployment Comp	1,649.27	1,209.42	1,209.42	\$1,555.00
61221 · Social Security	27,978.03	18,095.26	11,702.03	\$17,576.71
61222 · Medicare	6,708.65	4,231.91	2,736.69	\$4,110.68
61225 · Life Insurance	683.40	729.60	324.70	\$420.00
61230 - Retirement				
62105 · Heating Fuel/Natural Gas				
62110 · Electric				
62115 · Water				
62120 · Sewage				
62125 · Garbage/Janitorial				
62130 · Rent Expense				
62205 · Local Service	0.00	0.00	618.08	\$1,140.00
62210 · Long Distance				
62215 · Internet Access				
62305 · Postage				
62310 · Advertising	466.66	2,000.00	448.50	\$500.00
62505 · Bond Premiums				
62510 · Insurance				
62605 · Dues & Subscriptions	16,301.40	17,000.00	15,874.00	\$17,000.00
62610 · Printing & Reproduction	7,478.50	6,500.00	6,157.26	\$6,500.00
62615 · Employee Dev./Conference Costs	18,128.00	18,500.00	1,402.82	\$9,000.00
62705 · Legal Services		90,000.00	48,523.09	\$90,000.00
62710 · Computer Services				\$12,000.00
62720 · Consulting Services				
62730 · Medical Services				
62735 · Other Professional Services	50,012.06	55,000.00	\$0.00	\$0.00
62805 · Interest Expense				
62810 · Misc. Service Expense				
63105 · Supplies	1,885.77	5,500.00	1,400.53	\$2,000.00
63215 · Repairs/Maintenance				
64125 · Capital Outlay	3,223.96	0.00	3,090.94	
65105 - OFU				
65106 - OFU Prior Year				
65110 · Local Grants				
65120 - Transfers Out				
Expense Totals	\$682,718.28	\$597,559.41	\$342,378.04	\$445,297.74
Annual Comparisions (benefits removed)	\$ 606,200.90	\$ 513,383.77		\$ 445,297.74

Administration Geographic Information System	2019 Actual	2020 Budget	2020 YTD (8-31)	2021 Final
41105 - Discount				
41110 - Face				
41120 - Penalty				
41125 - Delinquent - Tax Claim				
42105 - Discount Contra				
42110 - Face Contra				
42115 - Penalty Contra				
42120 - Delinquent - Tax Claim Contra				
43105 - Licenses and Permits				
43115 - Charges for Service	26,700.00	29,000.00	11,515.25	\$30,000.00
43116 - Fines and Forfeitures				
43120 - Building / Office Rents				
43125 - Royalties				
43205 - Interest Income Checking				
43210 - Interest Income Investments				
43211 - Dividend Income				
43215 - Misc Income				
43305 - Payments in lieu of Taxes				
43310 - Federal Grants				
43405 - Tax Equalization Board				
43410 - State Grants				
43505 - Local Grants				
44105 - Other Financing Sources				
44106 - OFS - Sale Of Asset				
44110 - OFS - Prior Period Reimb				
44120 - Transfers IN				
Revenue Totals	\$26,700.00	\$29,000.00	\$11,515.25	\$30,000.00
61105 · Salaries & Wages				
61205 · Medical Coverage				
61206 - Affordable Care Act				
61210 · Worker's Comp				
61215 · Unemployment Comp				
61221 · Social Security				
61222 · Medicare				
61225 · Life Insurance				
61230 - Retirement				
62105 · Heating Fuel/Natural Gas				
62110 · Electric				
62115 · Water				
62120 · Sewage				
62125 · Garbage/Janitorial				
62130 · Rent Expense				
62205 · Local Service				
62210 · Long Distance				
62215 · Internet Access				
62305 · Postage				
62310 · Advertising				
62505 · Bond Premiums				
62510 · Insurance				
62605 · Dues & Subscriptions				
62610 · Printing & Reproduction				
62615 · Employee Dev./Conference Costs				
62705 · Legal Services				
62710 · Computer Services	4,363.88	3,800.00	10,231.35	\$4,900.00
62720 · Consulting Services		10,000.00	4,330.31	
62730 · Medical Services				
62735 · Other Professional Services				
62805 · Interest Expense				
62810 · Misc. Service Expense				
63105 · Supplies				
63215 · Repairs/Maintenance				
64125 · Capital Outlay				
65105 - OFU				
65106 - OFU Prior Year				
65110 · Local Grants				
65120 - Transfers Out				
Expense Totals	\$4,363.88	\$13,800.00	\$14,561.66	\$4,900.00
Annual Comparisons (benefits removed)	\$ 4,363.88	\$ 13,800.00	\$	\$ 4,900.00

Administration Elections	2019 Actual	2020 Budget	2020 YTD (8-31)	2021 Final
41105 - Discount				
41110 - Face				
41120 - Penalty				
41125 - Delinquent - Tax Claim				
42105 - Discount Contra				
42110 - Face Contra				
42115 - Penalty Contra				
42120 - Delinquent - Tax Claim Contra				
43105 - Licenses and Permits				
43115 - Charges for Service	2,970.00	250.00	\$0.00	\$3,000.00
43116 - Fines and Forfeitures				
43120 - Building / Office Rents				
43125 - Royalties				
43205 - Interest Income Checking	7.23			
43210 - Interest Income Investments				
43211 - Dividend Income				
43215 - Misc Income				
43305 - Payments in lieu of Taxes				
43310 - Federal Grants				
43405 - Tax Equalization Board				
43410 - State Grants				
43505 - Local Grants				
44105 - Other Financing Sources				
44106 - OFS - Sale Of Asset				
44110 - OFS - Prior Period Reimb				
44120 - Transfers IN				
Revenue Totals	\$2,977.23	\$250.00	\$0.00	\$3,000.00
61105 · Salaries & Wages	100,336.11	102,571.03	57,338.99	\$92,952.86
61205 · Medical Coverage	26,485.24	16,492.60	10,824.99	
61206 · Affordable Care Act				
61210 · Worker's Comp	264.03	153.94	105.41	
61215 · Unemployment Comp	1,256.32	845.80	584.90	\$777.50
61221 · Social Security	5,849.63	6,359.40	3,435.76	\$5,763.08
61222 · Medicare	1,368.12	1,487.28	803.55	\$1,347.82
61225 · Life Insurance	278.53	288.00	139.66	\$210.00
61230 - Retirement				
62105 · Heating Fuel/Natural Gas				
62110 · Electric				
62115 · Water				
62120 · Sewage				
62125 · Garbage/Janitorial				
62130 · Rent Expense	1,803.35	4,100.00	864.83	\$1,750.00
62205 · Local Service				
62210 · Long Distance				
62215 · Internet Access				
62305 · Postage	500.00	1,000.00	850.00	\$1,700.00
62310 · Advertising	4,591.44	2,800.00	1,751.21	\$3,800.00
62505 · Bond Premiums				
62510 · Insurance				
62605 · Dues & Subscriptions		0.00	144.00	\$144.00
62610 · Printing & Reproduction	6,797.11	6,900.00	3,968.26	\$6,138.80
62615 · Employee Dev./Conference Costs	3,019.37	2,500.00	841.71	\$2,000.00
62705 · Legal Services				
62710 · Computer Services	1,031.00	40,151.00	44,654.75	\$40,007.75
62720 · Consulting Services				
62730 · Medical Services				
62735 · Other Professional Services	65,360.59	90,000.00	32,306.86	\$65,500.00
62805 · Interest Expense				
62810 · Misc. Service Expense				
63105 · Supplies	18,792.24	11,000.00	10,883.10	\$19,000.00
63215 · Repairs/Maintenance	269.75	500.00	0.00	
64125 · Capital Outlay	1,603.69	1,200.00	0.00	
65105 - OFU				
65106 - OFU Prior Year				
65110 · Local Grants				
65120 - Transfers Out				
Expense Totals	\$239,606.52	\$288,349.05	\$169,497.98	\$241,091.80
Annual Comparisons (benefits removed)	\$ 211,600.93	\$ 270,856.71		\$241,091.80

Administration	2019 Actual	2020 Budget	2020 YTD (8-31)	2021 Final
Human Resources				
41105 - Discount				
41110 - Face				
41120 - Penalty				
41125 - Delinquent - Tax Claim				
42105 - Discount Contra				
42110 - Face Contra				
42115 - Penalty Contra				
42120 - Delinquent - Tax Claim Contra				
43105 - Licenses and Permits				
43115 - Charges for Service	600.00	500.00	210.00	\$840.00
43116 - Fines and Forfeitures				
43120 - Building / Office Rents				
43125 - Royalties				
43205 - Interest Income Checking	20.97	10.00	\$5.90	\$10.00
43210 - Interest Income Investments				
43211 - Dividend Income				
43215 - Misc Income				
43305 - Payments in lieu of Taxes				
43310 - Federal Grants				
43405 - Tax Equalization Board				
43410 - State Grants				
43505 - Local Grants				
44105 - Other Financing Sources				
44106 - OFS - Sale Of Asset				
44110 - OFS - Prior Period Reimb				
44120 - Transfers IN				
Revenue Totals	\$620.97	\$510.00	\$215.90	\$850.00
61105 · Salaries & Wages	107,058.36	79,834.31	51,018.20	\$91,693.24
61205 · Medical Coverage	26,864.90	13,008.35	8,206.91	
61206 · Affordable Care Act			810.00	
61210 · Worker's Comp	214.82	146.91	93.68	
61215 · Unemployment Comp	724.44	530.41	539.25	\$730.85
61221 · Social Security	6,162.78	4,853.48	3,022.54	\$5,684.98
61222 · Medicare	1,441.29	1,135.08	706.87	\$1,329.55
61225 · Life Insurance	193.60	192.00	117.46	\$168.00
61230 - Retirement				
62105 · Heating Fuel/Natural Gas				
62110 · Electric				
62115 · Water				
62120 · Sewage				
62125 · Garbage/Janitorial				
62130 · Rent Expense				
62205 · Local Service				
62210 · Long Distance				
62215 · Internet Access				
62305 · Postage				
62310 · Advertising				
62505 · Bond Premiums				
62510 · Insurance				
62605 · Dues & Subscriptions	795.00	795.00	835.00	\$835.00
62610 · Printing & Reproduction	810.50	1,000.00	865.50	\$835.00
62615 · Employee Dev./Conference Costs	2,499.65	2,500.00	0.00	\$800.00
62705 · Legal Services	50,400.50	60,000.00	19,125.00	\$40,000.00
62710 · Computer Services		44,244.00	29,408.12	\$45,540.00
62720 · Consulting Services				
62730 · Medical Services	448.00			
62735 · Other Professional Services	3,290.90	2,400.00	1,768.00	\$3,300.00
62805 · Interest Expense				
62810 · Misc. Service Expense				
63105 · Supplies	10,058.96	12,000.00	490.87	\$300.00
63215 · Repairs/Maintenance				
64125 · Capital Outlay	1,229.00			
65105 - OFU				
65106 - OFU Prior Year				
65110 · Local Grants				
65120 - Transfers Out				
Expense Totals	\$212,192.70	\$222,639.54	\$117,007.40	\$191,216.62
Annual Comparisons (benefits removed)	\$ 184,388.54	\$ 208,953.87	\$	\$ 191,216.62

Administration Information Technology	2019 Actual	2020 Budget	2020 YTD (8-31)	2021 Final
41105 - Discount				
41110 - Face				
41120 - Penalty				
41125 - Delinquent - Tax Claim				
42105 - Discount Contra				
42110 - Face Contra				
42115 - Penalty Contra				
42120 - Delinquent - Tax Claim Contra				
43105 - Licenses and Permits				
43115 - Charges for Service	93,100.00	112,200.00	\$23,200.00	
43116 - Fines and Forfeitures				
43120 - Building / Office Rents				
43125 - Royalties				
43205 - Interest Income Checking				
43210 - Interest Income Investments				
43211 - Dividend Income				
43215 - Misc Income				
43305 - Payments in lieu of Taxes				
43310 - Federal Grants				
43405 - Tax Equalization Board				
43410 - State Grants				
43505 - Local Grants				
44105 - Other Financing Sources				
44106 - OFS - Sale Of Asset				
44110 - OFS - Prior Period Reimb	39,955.19			\$52,846.00
44120 - Transfers IN				
Revenue Totals	\$133,055.19	\$112,200.00	\$23,200.00	\$52,846.00
61105 · Salaries & Wages	112,573.73	148,263.23	95,358.62	\$149,736.28
61205 · Medical Coverage	6,219.29	3,420.91	2,220.59	
61206 · Affordable Care Act				
61210 · Worker's Comp	320.14	273.69	176.39	
61215 · Unemployment Comp	1,253.02	630.00	567.05	\$933.00
61221 · Social Security	9,642.64	9,132.16	5,828.85	\$9,283.65
61222 · Medicare	2,255.04	2,135.73	1,363.17	\$2,171.18
61225 · Life Insurance	247.60	288.00	152.73	\$252.00
61230 - Retirement				
62105 · Heating Fuel/Natural Gas				
62110 · Electric				
62115 · Water		0.00	573.75	
62120 · Sewage				
62125 · Garbage/Janitorial				
62130 · Rent Expense	\$40.00	40.00	0.00	\$0.00
62205 · Local Service				
62210 · Long Distance				
62215 · Internet Access	22,273.38	24,914.28	15,065.79	\$ 24,321.00
62305 · Postage				
62310 · Advertising				
62505 · Bond Premiums				
62510 · Insurance				
62605 · Dues & Subscriptions	45.00	45.00	90.00	\$45.00
62610 · Printing & Reproduction	150.00			
62615 · Employee Dev./Conference Costs	4,332.32	5,000.00	16.65	\$4,300.00
62705 · Legal Services				
62710 · Computer Services	35,591.24	80,159.63	56,337.72	\$ 96,073.14
62720 · Consulting Services				
62730 · Medical Services				
62735 · Other Professional Services	12.50	12.50	0.00	
62805 · Interest Expense				
62810 · Misc. Service Expense				
63105 · Supplies	9,294.15	15,000.00	7,655.52	\$10,000.00
63215 · Repairs/Maintenance				
64125 · Capital Outlay	79,429.13	110,700.00	68,314.61	\$ 47,900.00
65105 - OFU				
65106 - OFU Prior Year				
65110 · Local Grants				
65120 - Transfers Out				
Expense Totals	\$283,679.18	\$400,015.13	\$253,721.44	\$345,015.25
Annual Comparisions (benefits removed)	\$ 275,886.73	\$ 395,690.53		\$ 345,015.25

Administration Veterans Affairs	2019 Actual	2020 Budget	2020 YTD (8-31)	2021 Final
41105 - Discount				
41110 - Face				
41120 - Penalty				
41125 - Delinquent - Tax Claim				
42105 - Discount Contra				
42110 - Face Contra				
42115 - Penalty Contra				
42120 - Delinquent - Tax Claim Contra				
43105 - Licenses and Permits				
43115 - Charges for Service				
43116 - Fines and Forfeitures				
43120 - Building / Office Rents				
43125 - Royalties				
43205 - Interest Income Checking				
43210 - Interest Income Investments				
43211 - Dividend Income				
43215 - Misc Income				
43305 - Payments in lieu of Taxes				
43310 - Federal Grants				
43405 - Tax Equalization Board				
43410 - State Grants				
43505 - Local Grants				
44105 - Other Financing Sources				
44106 - OFS - Sale Of Asset				
44110 - OFS - Prior Period Reimb				
44120 - Transfers IN				
Revenue Totals	\$0.00	\$0.00	\$0.00	\$0.00
61105 · Salaries & Wages	80,613.56	84,942.40	55,679.30	\$83,205.89
61205 · Medical Coverage	14,086.33	14,629.62	9,496.42	
61206 · Affordable Care Act				
61210 · Worker's Comp	160.46	154.33	99.24	
61215 · Unemployment Comp	636.84	486.29	486.29	\$622.00
61221 · Social Security	4,810.93	5,167.71	3,316.03	\$5,158.77
61222 · Medicare	1,125.07	1,208.59	775.56	\$1,206.49
61225 · Life Insurance	193.60	192.00	122.20	\$168.00
61230 - Retirement				
62105 · Heating Fuel/Natural Gas				
62110 · Electric				
62115 · Water				
62120 · Sewage				
62125 · Garbage/Janitorial				
62130 · Rent Expense				
62205 · Local Service				
62210 · Long Distance				
62215 · Internet Access				
62305 · Postage				
62310 · Advertising				
62505 · Bond Premiums				
62510 · Insurance				
62605 · Dues & Subscriptions	292.00	600.00	250.00	\$250.00
62610 · Printing & Reproduction	2,668.56	3,408.76	2,152.38	\$3,196.88
62615 · Employee Dev./Conference Costs	1,354.96	1,500.00	788.13	\$1,200.00
62705 · Legal Services				
62710 · Computer Services				
62720 · Consulting Services				
62730 · Medical Services				
62735 · Other Professional Services	39,367.90	41,500.00	22,377.00	\$39,500.00
62805 · Interest Expense				
62810 · Misc. Service Expense				
63105 · Supplies	8,341.74	10,000.00	6,552.26	\$10,000.00
63215 · Repairs/Maintenance				
64125 · Capital Outlay				
65105 - OFU				
65106 - OFU Prior Year				
65110 · Local Grants				
65120 - Transfers Out				
Expense Totals	\$153,651.95	\$163,789.70	\$102,094.81	\$144,508.03
Annual Comparisons (benefits removed)	\$ 138,768.32	\$ 148,519.46	\$	\$ 144,508.03

Buildings & Grounds Ben Franklin	2019 Actual	2020 Budget	2020 YTD (8-31)	2021 Final
41105 - Discount				
41110 - Face				
41120 - Penalty				
41125 - Delinquent - Tax Claim				
42105 - Discount Contra				
42110 - Face Contra				
42115 - Penalty Contra				
42120 - Delinquent - Tax Claim Contra				
43105 - Licenses and Permits				
43115 - Charges for Service				
43116 - Fines and Forfeitures				
43120 - Building / Office Rents	22,794.00	24,000.00	8,960.00	\$23,000.00
43125 - Royalties				
43205 - Interest Income Checking				
43210 - Interest Income Investments				
43211 - Dividend Income				
43215 - Misc Income				
43305 - Payments in lieu of Taxes				
43310 - Federal Grants				
43405 - Tax Equalization Board				
43410 - State Grants				
43505 - Local Grants				
44105 - Other Financing Sources				
44106 - OFS - Sale Of Asset				
44110 - OFS - Prior Period Reimb				
44120 - Transfers IN				
Revenue Totals	\$22,794.00	\$24,000.00	\$8,960.00	\$23,000.00
61105 · Salaries & Wages				
61205 · Medical Coverage				
61206 - Affordable Care Act				
61210 · Worker's Comp				
61215 · Unemployment Comp				
61221 · Social Security				
61222 · Medicare				
61225 · Life Insurance				
61230 - Retirement				
62105 · Heating Fuel/Natural Gas	6,001.92	7,500.00	3,386.75	\$7,000.00
62110 · Electric	17,013.88	17,000.00	10,544.91	\$17,000.00
62115 · Water	1,163.06	1,100.00	402.54	\$700.00
62120 · Sewage	1,348.48	1,452.00	531.36	\$800.00
62125 · Garbage/Janitorial				
62130 · Rent Expense				
62205 · Local Service				
62210 · Long Distance				
62215 · Internet Access				
62305 · Postage				
62310 · Advertising				
62505 · Bond Premiums				
62510 · Insurance				
62605 · Dues & Subscriptions				
62610 · Printing & Reproduction				
62615 · Employee Dev./Conference Costs				
62705 · Legal Services				
62710 · Computer Services				
62720 · Consulting Services				
62730 · Medical Services	25.98			
62735 · Other Professional Services	34,690.80	9,500.00	8,128.92	\$3,000.00
62805 · Interest Expense				
62810 · Misc. Service Expense				
63105 · Supplies	27,971.69	6,000.00	2,427.73	\$5,000.00
63215 · Repairs/Maintenance	11,821.32	6,000.00	0.00	\$5,000.00
64125 · Capital Outlay				
65105 - OFU				
65106 - OFU Prior Year				
65110 · Local Grants				
65120 - Transfers Out				
Expense Totals	\$100,037.13	\$48,552.00	\$25,422.21	\$38,500.00
Annual Comparisons (benefits removed)	\$ 100,037.13	\$ 48,552.00	\$	\$ 38,500.00

Buildings & Grounds Courthouse	2019 Actual	2020 Budget	2020 YTD (8-31)	2021 Final
41105 - Discount				
41110 - Face				
41120 - Penalty				
41125 - Delinquent - Tax Claim				
42105 - Discount Contra				
42110 - Face Contra				
42115 - Penalty Contra				
42120 - Delinquent - Tax Claim Contra				
43105 - Licenses and Permits				
43115 - Charges for Service				
43116 - Fines and Forfeitures				
43120 - Building / Office Rents				
43125 - Royalties				
43205 - Interest Income Checking				
43210 - Interest Income Investments				
43211 - Dividend Income				
43215 - Misc Income				
43305 - Payments in lieu of Taxes				
43310 - Federal Grants				
43405 - Tax Equalization Board				
43410 - State Grants				
43505 - Local Grants				
44105 - Other Financing Sources				
44106 - OFS - Sale Of Asset				
44110 - OFS - Prior Period Reimb				
44120 - Transfers IN				
Revenue Totals	\$0.00	\$0.00	\$0.00	\$0.00
61105 · Salaries & Wages				
61205 · Medical Coverage				
61206 - Affordable Care Act				
61210 · Worker's Comp				
61215 · Unemployment Comp				
61221 · Social Security				
61222 · Medicare				
61225 · Life Insurance				
61230 - Retirement				
62105 · Heating Fuel/Natural Gas	9,967.51	11,000.00	4,204.16	\$10,000.00
62110 · Electric	50,707.39	46,200.00	24,546.77	\$46,200.00
62115 · Water	2,571.52	2,035.26	1,958.38	\$2,500.00
62120 · Sewage	2,803.04	2,686.55	1,491.50	\$2,400.00
62125 · Garbage/Janitorial				
62130 · Rent Expense		0.00	3,000.00	
62205 · Local Service				
62210 · Long Distance				
62215 · Internet Access				
62305 · Postage				
62310 · Advertising				
62505 · Bond Premiums				
62510 · Insurance				
62605 · Dues & Subscriptions				
62610 · Printing & Reproduction				
62615 · Employee Dev./Conference Costs				
62705 · Legal Services				
62710 · Computer Services				
62720 · Consulting Services				
62730 · Medical Services				
62735 · Other Professional Services	8,385.54	9,000.00	13,520.54	\$6,000.00
62805 · Interest Expense				
62810 · Misc. Service Expense				
63105 · Supplies	28,980.08	13,000.00	10,886.36	\$13,000.00
63215 · Repairs/Maintenance	19,778.45	13,000.00	16,673.93	\$13,000.00
64125 · Capital Outlay				
65105 - OFU				
65106 - OFU Prior Year				
65110 · Local Grants				
65120 - Transfers Out				
Expense Totals	\$123,193.53	\$96,921.81	\$76,281.64	\$93,100.00
Annual Comparisons (benefits removed)	\$ 123,193.53	\$ 96,921.81	\$ 76,281.64	\$ 93,100.00

Buildings & Grounds Greene County Office Building	2019 Actual	2020 Budget	2020 YTD (8-31)	2021 Final
41105 - Discount				
41110 - Face				
41120 - Penalty				
41125 - Delinquent - Tax Claim				
42105 - Discount Contra				
42110 - Face Contra				
42115 - Penalty Contra				
42120 - Delinquent - Tax Claim Contra				
43105 - Licenses and Permits				
43115 - Charges for Service	1,774.32	1,700.00		\$1,770.00
43116 - Fines and Forfeitures				
43120 - Building / Office Rents	9,095.48	7,090.00	\$5,032.72	\$7,160.16
43125 - Royalties				
43205 - Interest Income Checking				
43210 - Interest Income Investments				
43211 - Dividend Income				
43215 - Misc Income				
43305 - Payments in lieu of Taxes				
43310 - Federal Grants				
43405 - Tax Equalization Board				
43410 - State Grants				
43505 - Local Grants				
44105 - Other Financing Sources				
44106 - OFS - Sale Of Asset				
44110 - OFS - Prior Period Reimb				
44120 - Transfers IN				
Revenue Totals	\$10,869.80	\$8,790.00	\$5,032.72	\$8,930.16
61105 · Salaries & Wages				
61205 · Medical Coverage				
61206 - Affordable Care Act				
61210 · Worker's Comp				
61215 · Unemployment Comp				
61221 · Social Security				
61222 · Medicare				
61225 · Life Insurance				
61230 - Retirement				
62105 · Heating Fuel/Natural Gas	3,108.53	3,200.00	1,285.48	\$3,100.00
62110 · Electric	26,204.29	21,000.00	10,841.38	\$21,000.00
62115 · Water	2,197.78	1,758.02	1,299.76	\$1,700.00
62120 · Sewage	2,901.05	2,320.59	1,715.69	\$2,400.00
62125 · Garbage/Janitorial				
62130 · Rent Expense	15,600.00	15,600.00	8,400.00	\$15,600.00
62205 · Local Service				
62210 · Long Distance				
62215 · Internet Access				
62305 · Postage				
62310 · Advertising				
62505 · Bond Premiums				
62510 · Insurance				
62605 · Dues & Subscriptions				
62610 · Printing & Reproduction				
62615 · Employee Dev./Conference Costs				
62705 · Legal Services				
62710 · Computer Services				
62720 · Consulting Services				
62730 · Medical Services				
62735 · Other Professional Services	9,119.69	6,000.00	3,852.17	\$2,000.00
62805 · Interest Expense				
62810 · Misc. Service Expense				
63105 · Supplies	12,099.37	15,000.00	13,958.55	\$15,000.00
63215 · Repairs/Maintenance	3,496.29	4,000.00	723.00	\$3,500.00
64125 · Capital Outlay				
65105 - OFU				
65106 - OFU Prior Year				
65110 · Local Grants				
65120 - Transfers Out				
Expense Totals	\$74,727.00	\$68,878.61	\$42,076.03	\$64,300.00
Annual Comparisons (benefits removed)	\$ 74,727.00	\$ 68,878.61	\$	\$ 64,300.00

Buildings & Grounds Maintenance	2019 Actual	2020 Budget	2020 YTD (8-31)	2021 Final
41105 - Discount				
41110 - Face				
41120 - Penalty				
41125 - Delinquent - Tax Claim				
42105 - Discount Contra				
42110 - Face Contra				
42115 - Penalty Contra				
42120 - Delinquent - Tax Claim Contra				
43105 - Licenses and Permits				
43115 - Charges for Service	197,428.30	100,000.00	0.00	\$0.00
43116 - Fines and Forfeitures				
43120 - Building / Office Rents				
43125 - Royalties				
43205 - Interest Income Checking				
43210 - Interest Income Investments				
43211 - Dividend Income				
43215 - Misc Income	304.00			
43305 - Payments in lieu of Taxes				
43310 - Federal Grants				
43405 - Tax Equalization Board				
43410 - State Grants				
43505 - Local Grants				
44105 - Other Financing Sources		0.00	2,421.78	
44106 - OFS - Sale Of Asset				
44110 - OFS - Prior Period Reimb				
44120 - Transfers IN				
Revenue Totals	\$197,732.30	\$100,000.00	\$2,421.78	\$0.00
61105 · Salaries & Wages	560,127.59	525,599.07	330,516.01	\$498,976.64
61205 · Medical Coverage	170,534.91	152,724.82	98,170.89	
61206 - Affordable Care Act				
61210 · Worker's Comp	45,045.35	39,678.79	25,251.65	
61215 · Unemployment Comp	4,962.33	3,999.00	3,600.66	\$4,354.00
61221 · Social Security	32,562.97	31,773.09	19,371.89	\$30,936.55
61222 · Medicare	7,615.53	7,430.77	4,530.53	\$7,235.16
61225 · Life Insurance	1,353.38	1,344.00	773.25	\$1,176.00
61230 - Retirement				
62105 · Heating Fuel/Natural Gas	5,930.06	6,600.00	3,208.44	\$6,000.00
62110 · Electric	2,264.99	2,400.00	1,062.08	\$2,300.00
62115 · Water	628.48	1,000.00	385.90	\$700.00
62120 · Sewage	1,071.94	1,000.00	729.78	\$1,000.00
62125 · Garbage/Janitorial	4,420.00	4,000.00	2,717.53	\$4,000.00
62130 · Rent Expense	62,890.56	60,000.00	48,302.43	\$72,453.65
62205 · Local Service	1,420.74	1,489.01	632.26	\$948.39
62210 · Long Distance				
62215 · Internet Access				
62305 · Postage				
62310 · Advertising				
62505 · Bond Premiums				
62510 · Insurance				
62605 · Dues & Subscriptions	265.00	395.00	471.50	\$395.00
62610 · Printing & Reproduction	979.25	1,100.00	687.85	\$1,400.00
62615 · Employee Dev./Conference Costs		0.00	33.52	
62705 · Legal Services				
62710 · Computer Services				
62720 · Consulting Services				
62730 · Medical Services				
62735 · Other Professional Services	185.59	6,500.00	5,754.60	\$6,500.00
62805 · Interest Expense				
62810 · Misc. Service Expense				
63105 · Supplies	203,952.66	125,000.00	13,257.47	\$19,886.21
63215 · Repairs/Maintenance	51,186.58	39,000.00	28,019.90	\$39,000.00
64125 · Capital Outlay				
65105 - OFU				
65106 - OFU Prior Year				
65110 · Local Grants				
65120 - Transfers Out				
Expense Totals	\$1,157,397.91	\$1,011,033.55	\$587,478.14	\$697,261.59
Annual Comparisions (benefits removed)	\$ 936,855.32	\$ 814,630.94	\$	\$ 697,261.59

Buildings & Grounds Other Buildings	2019 Actual	2020 Budget	2020 YTD (8-31)	2021 Final
41105 - Discount				
41110 - Face				
41120 - Penalty				
41125 - Delinquent - Tax Claim				
42105 - Discount Contra				
42110 - Face Contra				
42115 - Penalty Contra				
42120 - Delinquent - Tax Claim Contra				
43105 - Licenses and Permits				
43115 - Charges for Service	130,000.00			\$12,800.00
43116 - Fines and Forfeitures				
43120 - Building / Office Rents				
43125 - Royalties				
43205 - Interest Income Checking				
43210 - Interest Income Investments				
43211 - Dividend Income				
43215 - Misc Income				
43305 - Payments in lieu of Taxes				
43310 - Federal Grants				
43405 - Tax Equalization Board				
43410 - State Grants				
43505 - Local Grants				
44105 - Other Financing Sources				
44106 - OFS - Sale Of Asset				
44110 - OFS - Prior Period Reimb				
44120 - Transfers IN				
Revenue Totals	\$130,000.00	\$0.00	\$0.00	\$12,800.00
61105 · Salaries & Wages	41,578.32	43,094.10	25,409.36	
61205 · Medical Coverage	7,478.87	7,104.45	4,371.97	
61206 · Affordable Care Act				
61210 · Worker's Comp	3,264.35	3,358.92	1,953.23	
61215 · Unemployment Comp	337.92	187.13	187.13	
61221 · Social Security	2,515.55	2,649.09	1,542.29	
61222 · Medicare	588.27	619.53	360.68	
61225 · Life Insurance	96.80	96.00	53.10	
61230 - Retirement				
62105 · Heating Fuel/Natural Gas	6,299.10	7,600.00	3,373.18	\$7,552.43
62110 · Electric	6,027.44	5,000.00	2,938.40	\$10,922.58
62115 · Water	717.32	500.00	559.13	\$833.33
62120 · Sewage				
62125 · Garbage/Janitorial				
62130 · Rent Expense	52,000.00	42,000.00	19,000.00	\$33,000.00
62205 · Local Service				
62210 · Long Distance				
62215 · Internet Access				
62305 · Postage				
62310 · Advertising			209.30	
62505 · Bond Premiums				
62510 · Insurance				
62605 · Dues & Subscriptions				
62610 · Printing & Reproduction				
62615 · Employee Dev./Conference Costs				
62705 · Legal Services				
62710 · Computer Services				
62720 · Consulting Services				
62730 · Medical Services				
62735 · Other Professional Services			35.85	
62805 · Interest Expense				
62810 · Misc. Service Expense				
63105 · Supplies	6,281.37	3,500.00	7,172.09	\$7,503.04
63215 · Repairs/Maintenance	293.81			
64125 · Capital Outlay				
65105 - OFU	159.46		159.46	
65106 - OFU Prior Year				
65110 · Local Grants	36,097.53	27,000.00	14,244.09	\$33,089.40
65120 - Transfers Out				
Expense Totals	\$163,736.11	\$142,709.22	\$81,569.26	\$92,900.78
Annual Comparisons (benefits removed)	\$ 152,654.97	\$ 132,058.72	\$	\$ 92,900.78

Buildings & Grounds Fort Jackson	2019 Actual	2020 Budget	2020 YTD (8-31)	2021 Final
41105 - Discount				
41110 - Face				
41120 - Penalty				
41125 - Delinquent - Tax Claim				
42105 - Discount Contra				
42110 - Face Contra				
42115 - Penalty Contra				
42120 - Delinquent - Tax Claim Contra				
43105 - Licenses and Permits				
43115 - Charges for Service				
43116 - Fines and Forfeitures				
43120 - Building / Office Rents				\$18,900.00
43125 - Royalties				
43205 - Interest Income Checking				
43210 - Interest Income Investments				
43211 - Dividend Income				
43215 - Misc Income				
43305 - Payments in lieu of Taxes				
43310 - Federal Grants				
43405 - Tax Equalization Board				
43410 - State Grants				
43505 - Local Grants				
44105 - Other Financing Sources				
44106 - OFS - Sale Of Asset				
44110 - OFS - Prior Period Reimb				
44120 - Transfers IN				
Revenue Totals	\$0.00	\$0.00	\$0.00	\$18,900.00
61105 · Salaries & Wages				
61205 · Medical Coverage				
61206 - Affordable Care Act				
61210 · Worker's Comp				
61215 · Unemployment Comp				
61221 · Social Security				
61222 · Medicare				
61225 · Life Insurance				
61230 - Retirement				
62105 · Heating Fuel/Natural Gas	15,985.05	12,500.00	7,896.67	\$12,500.00
62110 · Electric	39,286.03	34,000.00	17,887.80	\$34,000.00
62115 · Water	2,494.90	2,198.64	1,308.88	\$2,200.00
62120 · Sewage	3,293.29	2,902.20	1,723.18	\$2,900.00
62125 · Garbage/Janitorial	551.20	510.00	336.73	\$510.00
62130 · Rent Expense				
62205 · Local Service				
62210 · Long Distance				
62215 · Internet Access				
62305 · Postage				
62310 · Advertising				
62505 · Bond Premiums				
62510 · Insurance				
62605 · Dues & Subscriptions				
62610 · Printing & Reproduction				
62615 · Employee Dev./Conference Costs				
62705 · Legal Services				
62710 · Computer Services				
62720 · Consulting Services				
62730 · Medical Services				
62735 · Other Professional Services	7,529.64	6,000.00	8,213.63	\$2,000.00
62805 · Interest Expense				
62810 · Misc. Service Expense	44.26			
63105 · Supplies	8,226.96	9,500.00	4,775.99	\$8,300.00
63215 · Repairs/Maintenance	8,646.21	7,500.00	11,397.00	\$8,600.00
64125 · Capital Outlay				
65105 - OFU				
65106 - OFU Prior Year				
65110 · Local Grants				
65120 - Transfers Out				
Expense Totals	\$86,057.54	\$75,110.84	\$53,539.88	\$71,010.00
Annual Comparisons (benefits removed)	\$ 86,057.54	\$ 75,110.84		\$ 71,010.00

Finance Central Purchasing	2019 Actual	2020 Budget	2020 YTD (8-31)	2021 Final
41105 - Discount				
41110 - Face				
41120 - Penalty				
41125 - Delinquent - Tax Claim				
42105 - Discount Contra				
42110 - Face Contra				
42115 - Penalty Contra				
42120 - Delinquent - Tax Claim Contra				
43105 - Licenses and Permits				
43115 - Charges for Service				
43116 - Fines and Forfeitures				
43120 - Building / Office Rents				
43125 - Royalties				
43205 - Interest Income Checking				
43210 - Interest Income Investments				
43211 - Dividend Income				
43215 - Misc Income				
43305 - Payments in lieu of Taxes				
43310 - Federal Grants				
43405 - Tax Equalization Board				
43410 - State Grants				
43505 - Local Grants				
44105 - Other Financing Sources				
44106 - OFS - Sale Of Asset				
44110 - OFS - Prior Period Reimb				
44120 - Transfers IN				
Revenue Totals	\$0.00	\$0.00	\$0.00	\$0.00
61105 · Salaries & Wages	42,545.52	45,680.58	29,070.45	\$45,845.97
61205 · Medical Coverage				
61206 - Affordable Care Act				
61210 · Worker's Comp	85.20	84.25	54.08	
61215 · Unemployment Comp	318.32	239.90	239.90	\$311.00
61221 · Social Security	2,637.82	2,832.19	1,802.37	\$2,842.45
61222 · Medicare	616.90	662.34	421.49	\$664.77
61225 · Life Insurance	96.80	96.00	61.10	\$84.00
61230 - Retirement				
62105 · Heating Fuel/Natural Gas				
62110 · Electric				
62115 · Water				
62120 · Sewage		0.00	60.00	
62125 · Garbage/Janitorial				
62130 · Rent Expense				
62205 · Local Service	14,692.20	4,400.00	1,492.26	\$2,238.39
62210 · Long Distance				
62215 · Internet Access				
62305 · Postage	17,771.97	20,000.00	17,707.60	\$23,000.00
62310 · Advertising				
62505 · Bond Premiums				
62510 · Insurance				
62605 · Dues & Subscriptions	85.00	85.00	0.00	
62610 · Printing & Reproduction	306.50	300.00	55.00	\$300.00
62615 · Employee Dev./Conference Costs				
62705 · Legal Services				
62710 · Computer Services				
62720 · Consulting Services				
62730 · Medical Services				
62735 · Other Professional Services	40.00	0.00	377.98	
62805 · Interest Expense				
62810 · Misc. Service Expense				
63105 · Supplies	78,637.83	82,500.00	60,851.47	\$80,000.00
63215 · Repairs/Maintenance	1,701.04	1,000.00	1,421.37	\$1,700.00
64125 · Capital Outlay				
65105 - OFU				
65106 - OFU Prior Year				
65110 · Local Grants				
65120 - Transfers Out				
Expense Totals	\$159,535.10	\$157,880.26	\$113,615.07	\$156,986.58
Annual Comparisons (benefits removed)	\$ 159,131.58	\$ 157,556.11	\$	\$ 156,986.58

Finance Commissioners Finance	2019 Actual	2020 Budget	2020 YTD (8-31)	2021 Final
41105 - Discount	9,352,447.82	9,610,303.35	9,592,236.36	\$10,869,153.52
41110 - Face	809,172.70	773,512.22	724,612.55	\$849,215.11
41120 - Penalty	471,023.86	468,795.29	79,738.81	\$655,908.69
41125 - Delinquent - Tax Claim	(40,090.64)			
42105 - Discount Contra	(951,843.75)	(975,697.69)	(793,615.03)	(\$591,878.64)
42110 - Face Contra	(87,323.58)	(78,531.76)	(74,374.48)	(\$46,243.92)
42115 - Penalty Contra	(22,303.25)	(47,595.01)	0.00	(\$35,717.44)
42120 - Delinquent - Tax Claim Contra	7,776.89			
43105 - Licenses and Permits				
43115 - Charges for Service	792,703.83	0.00	5,669,283.09	
43116 - Fines and Forfeitures				
43120 - Building / Office Rents				
43125 - Royalties	124,870.71	150,000.00	32,224.65	\$120,074.60
43205 - Interest Income Checking	5,984.77	1,500.00	1,058.44	\$5,500.00
43210 - Interest Income Investments				
43211 - Dividend Income				
43215 - Misc Income				
43305 - Payments in lieu of Taxes	58,150.32	31,000.00	338.50	\$44,568.00
43310 - Federal Grants				
43405 - Tax Equalization Board				
43410 - State Grants	\$900,000.00	0.00	3,274,894.12	\$0.00
43505 - Local Grants	19,344.00	19,344.00	20,000.00	\$20,000.00
44105 - Other Financing Sources	32.70	0.00	58,335.53	\$0.00
44106 - OFS - Sale Of Asset	10,904.00	5,000.00	\$0.00	\$0.00
44110 - OFS - Prior Period Reimb	60,828.79	70,000.00	\$0.00	\$0.00
44120 - Transfers IN				
Revenue Totals	\$11,511,679.17	\$10,027,630.40	\$18,584,732.54	\$11,890,579.92
61105 · Salaries & Wages	82,538.08	43,411.86	29,228.54	\$28,501.20
61205 · Medical Coverage	135,083.99	293,157.43	302,227.46	\$2,786,450.98
61206 · Affordable Care Act	763.02	1,000.00	116.84	\$600.00
61210 · Worker's Comp	167.84	72.00	46.89	\$266,850.68
61215 · Unemployment Comp	500.39	232.35	232.35	\$155.50
61221 · Social Security	5,020.06	2,646.00	1,748.83	\$1,767.07
61222 · Medicare	1,174.16	618.83	409.01	\$413.27
61225 · Life Insurance	145.20	192.00	36.97	\$42.00
61230 - Retirement	554,120.21	727,030.00	0.00	\$838,400.00
62105 · Heating Fuel/Natural Gas		0.00	(1,500.00)	
62110 · Electric				
62115 · Water				
62120 · Sewage				
62125 · Garbage/Janitorial				
62130 · Rent Expense		0.00	(50.00)	
62205 · Local Service	1,179.54	0.00	99.84	
62210 · Long Distance				
62215 · Internet Access				
62305 · Postage	(63.79)			
62310 · Advertising				
62505 · Bond Premiums				
62510 · Insurance	197,282.74	186,562.00	110,499.50	\$194,024.48
62605 · Dues & Subscriptions				
62610 · Printing & Reproduction		0.00	64,227.38	\$0.00
62615 · Employee Dev./Conference Costs	(230.00)	2,000.00		
62705 · Legal Services		0.00	195.00	
62710 · Computer Services			2,006.36	
62720 · Consulting Services				
62730 · Medical Services				
62735 · Other Professional Services	47,192.13	147,403.07	33,078.13	\$80,000.00
62805 · Interest Expense	36,804.44	20,000.00	0.00	
62810 · Misc. Service Expense				
63105 · Supplies				
63215 · Repairs/Maintenance				
64125 · Capital Outlay				
65105 - OFU				
65106 - OFU Prior Year				
65110 · Local Grants	597,549.62	250,000.00	95,100.00	\$58,000.00
65120 - Transfers Out	1,503,060.59	0.00	4,268,687.55	
Expense Totals	\$3,162,288.22	\$1,674,325.54	\$4,906,390.65	\$4,255,205.18
Annual Comps (benefits and transfers out removed)	\$1,523,475.41	\$1,376,406.93		\$1,198,925.68

Finance Controller's Office	2019 Actual	2020 Budget	2020 YTD (8-31)	2021 Final
41105 - Discount				
41110 - Face				
41120 - Penalty				
41125 - Delinquent - Tax Claim				
42105 - Discount Contra				
42110 - Face Contra				
42115 - Penalty Contra				
42120 - Delinquent - Tax Claim Contra				
43105 - Licenses and Permits				
43115 - Charges for Service				
43116 - Fines and Forfeitures				
43120 - Building / Office Rents				
43125 - Royalties				
43205 - Interest Income Checking				
43210 - Interest Income Investments				
43211 - Dividend Income				
43215 - Misc Income				
43305 - Payments in lieu of Taxes				
43310 - Federal Grants				
43405 - Tax Equalization Board				
43410 - State Grants				
43505 - Local Grants				
44105 - Other Financing Sources	11,301.47	12,625.00	12,928.00	\$12,928.00
44106 - OFS - Sale Of Asset				
44110 - OFS - Prior Period Reimb				
44120 - Transfers IN				
Revenue Totals	\$11,301.47	\$12,625.00	\$12,928.00	\$12,928.00
61105 · Salaries & Wages	241,017.52	309,874.64	197,940.65	\$299,195.25
61205 · Medical Coverage	75,235.72	82,408.33	52,756.57	
61206 · Affordable Care Act				
61210 · Worker's Comp	480.49	1,829.20	1,193.55	
61215 · Unemployment Comp	1,446.43	1,708.01	1,708.01	\$1,866.00
61221 · Social Security	13,819.70	18,680.16	11,518.40	\$18,550.11
61222 · Medicare	3,232.01	4,368.68	2,693.73	\$4,338.33
61225 · Life Insurance	440.80	576.00	327.36	\$504.00
61230 - Retirement				
62105 · Heating Fuel/Natural Gas				
62110 · Electric				
62115 · Water				
62120 · Sewage				
62125 · Garbage/Janitorial				
62130 · Rent Expense				
62205 · Local Service				
62210 · Long Distance				
62215 · Internet Access				
62305 · Postage		0.00	12.10	
62310 · Advertising	561.02	2,450.00	0.00	\$600.00
62505 · Bond Premiums				
62510 · Insurance				
62605 · Dues & Subscriptions	608.00	836.80	425.01	\$769.00
62610 · Printing & Reproduction	1,819.20	1,864.00	1,479.93	\$1,838.80
62615 · Employee Dev./Conference Costs	2,035.80	2,700.00	194.35	\$1,000.00
62705 · Legal Services	4,800.00			\$13,000.00
62710 · Computer Services	0.00	450.00	525.25	\$325.26
62720 · Consulting Services				
62730 · Medical Services				
62735 · Other Professional Services	186.45	200.00	424.76	\$460.00
62805 · Interest Expense				
62810 · Misc. Service Expense				
63105 · Supplies	386.50	1,500.00	1,728.14	\$750.00
63215 · Repairs/Maintenance				
64125 · Capital Outlay	115.62			
65105 - OFU				
65106 - OFU Prior Year				
65110 · Local Grants				
65120 - Transfers Out				
Expense Totals	\$346,185.26	\$429,445.82	\$272,927.81	\$343,196.75
Annual Comparisons (benefits removed)	\$ 269,022.62	\$ 343,500.28		\$ 343,196.75

Finance Tax Assessment	2019 Actual	2020 Budget	2020 YTD (8-31)	2021 Final
41105 - Discount				
41110 - Face				
41120 - Penalty				
41125 - Delinquent - Tax Claim				
42105 - Discount Contra				
42110 - Face Contra				
42115 - Penalty Contra				
42120 - Delinquent - Tax Claim Contra				
43105 - Licenses and Permits				
43115 - Charges for Service	11,193.97	14,000.00	5,243.75	\$11,200.00
43116 - Fines and Forfeitures				
43120 - Building / Office Rents				
43125 - Royalties				
43205 - Interest Income Checking				
43210 - Interest Income Investments				
43211 - Dividend Income				
43215 - Misc Income				
43305 - Payments in lieu of Taxes				
43310 - Federal Grants				
43405 - Tax Equalization Board	247.80	225.00	115.60	\$250.00
43410 - State Grants				
43505 - Local Grants				
44105 - Other Financing Sources				
44106 - OFS - Sale Of Asset				
44110 - OFS - Prior Period Reimb				
44120 - Transfers IN				
Revenue Totals	\$11,441.77	\$14,225.00	\$5,359.35	\$11,450.00
61105 · Salaries & Wages	232,832.67	240,529.42	154,654.18	\$219,214.12
61205 · Medical Coverage	41,636.49	43,386.73	28,093.29	
61206 · Affordable Care Act				
61210 · Worker's Comp	674.01	661.05	422.57	
61215 · Unemployment Comp	1,948.76	1,613.61	1,476.01	\$1,785.14
61221 · Social Security	13,940.93	14,676.89	9,263.56	\$13,591.28
61222 · Medicare	3,260.41	3,432.50	2,166.47	\$3,178.60
61225 · Life Insurance	537.01	537.60	338.90	\$445.20
61230 - Retirement				
62105 · Heating Fuel/Natural Gas				
62110 · Electric				
62115 · Water				
62120 · Sewage				
62125 · Garbage/Janitorial				
62130 · Rent Expense				
62205 · Local Service				
62210 · Long Distance				
62215 · Internet Access				
62305 · Postage				
62310 · Advertising	306.92	500.00	66.30	\$300.00
62505 · Bond Premiums				
62510 · Insurance				
62605 · Dues & Subscriptions	812.40	1,500.00	315.00	\$585.00
62610 · Printing & Reproduction	4,698.00	7,500.00	5,487.01	\$6,791.16
62615 · Employee Dev./Conference Costs	406.88	7,000.00	600.00	\$600.00
62705 · Legal Services				
62710 · Computer Services	2,500.00	7,400.00	4,361.53	\$9,819.53
62720 · Consulting Services				
62730 · Medical Services				
62735 · Other Professional Services	71,066.58	66,080.00	44,256.38	\$64,160.00
62805 · Interest Expense				
62810 · Misc. Service Expense				
63105 · Supplies	2,884.92	2,300.00	868.28	\$2,300.00
63215 · Repairs/Maintenance	455.04	100.00	380.00	\$380.00
64125 · Capital Outlay	6,589.50			
65105 - OFU				
65106 - OFU Prior Year				
65110 · Local Grants				
65120 - Transfers Out				
Expense Totals	\$384,550.52	\$397,217.80	\$252,749.48	\$323,150.03
Annual Comparisons (benefits removed)	\$ 340,291.26	\$ 351,556.41	\$	\$ 323,150.03

Finance Tax Claim	2019 Actual	2020 Budget	2020 YTD (8-31)	2021 Final
41105 - Discount				
41110 - Face				
41120 - Penalty				
41125 - Delinquent - Tax Claim	1,824,845.77	1,300,000.00	369,900.47	\$1,450,000.00
42105 - Discount Contra				
42110 - Face Contra				
42115 - Penalty Contra				
42120 - Delinquent - Tax Claim Contra	(110,027.52)	(65,000.00)	(34,523.19)	(95,000.00)
43105 - Licenses and Permits				
43115 - Charges for Service				
43116 - Fines and Forfeitures				
43120 - Building / Office Rents				
43125 - Royalties				
43205 - Interest Income Checking	10,068.60			
43210 - Interest Income Investments				
43211 - Dividend Income				
43215 - Misc Income				
43305 - Payments in lieu of Taxes				
43310 - Federal Grants				
43405 - Tax Equalization Board				
43410 - State Grants				
43505 - Local Grants				
44105 - Other Financing Sources				
44106 - OFS - Sale Of Asset				
44110 - OFS - Prior Period Reimb				
44120 - Transfers IN				
Revenue Totals	\$1,724,886.85	\$1,235,000.00	\$335,377.28	\$1,355,000.00
61105 · Salaries & Wages	100,635.58	113,625.07	72,390.95	\$113,876.82
61205 · Medical Coverage	42,043.60	49,180.29	31,924.05	
61206 · Affordable Care Act				
61210 · Worker's Comp	198.59	199.26	123.95	
61215 · Unemployment Comp	956.05	743.99	743.99	\$933.00
61221 · Social Security	5,431.46	6,573.34	3,836.38	\$7,060.36
61222 · Medicare	1,270.20	1,537.33	897.25	\$1,651.21
61225 · Life Insurance	266.03	288.00	183.30	\$252.00
61230 - Retirement				
62105 · Heating Fuel/Natural Gas				
62110 · Electric				
62115 · Water				
62120 · Sewage				
62125 · Garbage/Janitorial				
62130 · Rent Expense				
62205 · Local Service				
62210 · Long Distance				
62215 · Internet Access				
62305 · Postage	50.00	50.00	0.00	\$0.00
62310 · Advertising	12,951.89	12,500.00	9,495.08	\$12,500.00
62505 · Bond Premiums				
62510 · Insurance				
62605 · Dues & Subscriptions	262.71	736.00	204.69	\$300.00
62610 · Printing & Reproduction	1,884.70	1,819.20	1,642.68	\$1,738.80
62615 · Employee Dev./Conference Costs	567.86	900.00	150.00	\$150.00
62705 · Legal Services	18,750.00	21,000.00	11,250.00	\$18,750.00
62710 · Computer Services	12,654.50	9,000.00	12,281.84	\$12,655.00
62720 · Consulting Services				
62730 · Medical Services				
62735 · Other Professional Services	132,107.49	90,000.00	79,158.11	\$90,000.00
62805 · Interest Expense				
62810 · Misc. Service Expense				
63105 · Supplies	690.37	1,000.00	448.40	\$700.00
63215 · Repairs/Maintenance				
64125 · Capital Outlay				
65105 - OFU				
65106 - OFU Prior Year				
65110 · Local Grants				
65120 - Transfers Out				
Expense Totals	\$330,721.03	\$309,152.48	\$224,730.67	\$260,567.19
Annual Comparisons (benefits removed)	\$ 287,522.79	\$ 259,028.94	\$	\$ 260,567.19

Finance Treasurer's Office	2019 Actual	2020 Budget	2020 YTD (8-31)	2021 Final
41105 - Discount	(802.61)			
41110 - Face				
41120 - Penalty				
41125 - Delinquent - Tax Claim				
42105 - Discount Contra				
42110 - Face Contra				
42115 - Penalty Contra				
42120 - Delinquent - Tax Claim Contra				
43105 - Licenses and Permits	8,725.00	10,000.00	5,791.00	10,000.00
43115 - Charges for Service	21,979.37	22,500.00	13,198.80	\$22,500.00
43116 - Fines and Forfeitures				
43120 - Building / Office Rents				
43125 - Royalties				
43205 - Interest Income Checking	65,933.99	22,000.00	5,991.07	\$30,000.00
43210 - Interest Income Investments				
43211 - Dividend Income	31.23	20.00	10.33	\$20.00
43215 - Misc Income	8,084.88	1,400.00	5,006.01	\$7,500.00
43305 - Payments in lieu of Taxes				
43310 - Federal Grants				
43405 - Tax Equalization Board				
43410 - State Grants	3,170.00	0.00	3,217.00	\$3,217.00
43505 - Local Grants				
44105 - Other Financing Sources				
44106 - OFS - Sale Of Asset				
44110 - OFS - Prior Period Reimb		0.00	255.36	
44120 - Transfers IN				
Revenue Totals	\$107,121.86	\$55,920.00	\$33,469.57	\$73,237.00
61105 · Salaries & Wages	207,040.54	185,663.88	128,618.65	\$172,146.22
61205 · Medical Coverage	67,486.42	67,649.13	43,032.33	
61206 · Affordable Care Act				
61210 · Worker's Comp	1,480.28	1,516.24	977.00	
61215 · Unemployment Comp	1,274.29	1,671.80	1,387.56	\$1,461.70
61221 · Social Security	12,119.76	11,706.13	7,547.51	\$10,673.07
61222 · Medicare	2,834.47	2,737.75	1,765.20	\$2,496.12
61225 · Life Insurance	482.40	451.20	205.70	\$394.80
61230 - Retirement				
62105 · Heating Fuel/Natural Gas				
62110 · Electric				
62115 · Water				
62120 · Sewage				
62125 · Garbage/Janitorial				
62130 · Rent Expense				
62205 · Local Service				
62210 · Long Distance				
62215 · Internet Access				
62305 · Postage				
62310 · Advertising				
62505 · Bond Premiums	1,512.00			
62510 · Insurance				
62605 · Dues & Subscriptions	500.00	500.00	769.00	\$500.00
62610 · Printing & Reproduction	2,260.20	1,819.20	4,944.70	\$6,213.88
62615 · Employee Dev./Conference Costs	850.00	850.00	850.00	\$850.00
62705 · Legal Services				
62710 · Computer Services	1,096.50	0.00	3,914.47	\$6,710.52
62720 · Consulting Services				
62730 · Medical Services				
62735 · Other Professional Services	11,615.62	13,200.00	11,908.91	\$12,000.00
62805 · Interest Expense	0.00			
62810 · Misc. Service Expense				
63105 · Supplies	750.01	1,000.00	1,061.06	\$1,000.00
63215 · Repairs/Maintenance				
64125 · Capital Outlay				
65105 - OFU				
65106 - OFU Prior Year				
65110 · Local Grants				
65120 - Transfers Out				
Expense Totals	\$311,302.49	\$288,765.33	\$206,982.09	\$214,446.30
Annual Comparisons (benefits removed)	\$ 241,061.50	\$ 217,928.16		\$ 214,446.30

Finance & Administration Totals	2019 Actual	2020 Budget	2020 YTD (8-31)	2021 Final
41105 - Discount	\$9,351,645.21	\$9,610,303.35	\$9,592,236.36	\$10,869,153.52
41110 - Face	\$809,172.70	\$773,512.22	\$724,612.55	\$849,215.11
41120 - Penalty	\$471,023.86	\$468,795.29	\$79,738.81	\$655,908.69
41125 - Delinquent - Tax Claim	\$1,784,755.13	\$1,300,000.00	\$369,900.47	\$1,450,000.00
42105 - Discount Contra	(\$951,843.75)	(\$975,697.69)	(\$793,615.03)	(\$591,878.64)
42110 - Face Contra	(\$87,323.58)	(\$78,531.76)	(\$74,374.48)	(\$46,243.92)
42115 - Penalty Contra	(\$22,303.25)	(\$47,595.01)	\$0.00	(\$35,717.44)
42120 - Delinquent - Tax Claim Contra	(\$102,250.63)	(\$65,000.00)	(\$34,523.19)	(\$95,000.00)
43105 - Licenses and Permits	\$8,725.00	\$10,000.00	\$5,791.00	\$10,000.00
43115 - Charges for Service	\$1,278,449.79	\$280,150.00	\$5,722,650.89	\$82,110.00
43116 - Fines and Forfeitures	\$0.00	\$0.00	\$0.00	\$0.00
43120 - Building / Office Rents	\$31,889.48	\$31,090.00	\$13,992.72	\$49,060.16
43125 - Royalties	\$124,870.71	\$150,000.00	\$32,224.65	\$120,074.60
43205 - Interest Income Checking	\$82,015.56	\$23,510.00	\$7,055.41	\$35,510.00
43210 - Interest Income Investments	\$0.00	\$0.00	\$0.00	\$0.00
43211 - Dividend Income	\$31.23	\$20.00	\$10.33	\$20.00
43215 - Misc Income	\$10,216.42	\$2,300.00	\$5,232.01	\$7,500.00
43305 - Payments in lieu of Taxes	\$58,150.32	\$31,000.00	\$338.50	\$44,568.00
43310 - Federal Grants	\$0.00	\$0.00	\$0.00	\$0.00
43405 - Tax Equalization Board	\$247.80	\$225.00	\$115.60	\$250.00
43410 - State Grants	\$903,170.00	\$0.00	\$3,278,111.12	\$3,217.00
43505 - Local Grants	\$19,344.00	\$19,344.00	\$20,000.00	\$20,000.00
44105 - Other Financing Sources	\$11,334.17	\$12,625.00	\$73,685.31	\$12,928.00
44106 - OFS - Sale Of Asset	\$10,904.00	\$5,000.00	\$0.00	\$0.00
44110 - OFS - Prior Period Reimb	\$100,783.98	\$70,000.00	\$255.36	\$52,846.00
44120 - Transfers IN	\$0.00	\$0.00	\$0.00	\$0.00
Revenue Totals	\$13,893,008.15	\$11,621,050.40	\$19,023,438.39	\$13,493,521.08
61105 · Salaries & Wages	\$2,382,232.05	\$2,218,916.59	\$1,421,393.21	\$2,078,839.84
61205 · Medical Coverage	\$683,331.46	\$821,536.57	\$643,045.38	\$2,786,450.98
61206 · Affordable Care Act	\$763.02	\$1,000.00	\$926.84	\$600.00
61210 · Worker's Comp	\$57,047.97	\$52,720.89	\$33,498.40	\$266,850.68
61215 · Unemployment Comp	\$17,264.38	\$14,097.71	\$12,962.52	\$15,484.69
61221 · Social Security	\$142,492.26	\$135,144.90	\$83,936.44	\$128,888.07
61222 · Medicare	\$33,490.12	\$31,606.32	\$19,630.20	\$30,143.18
61225 · Life Insurance	\$5,015.15	\$5,270.40	\$2,836.43	\$4,116.00
61230 · Retirement	\$554,120.21	\$727,030.00	\$0.00	\$838,400.00
62105 · Heating Fuel/Natural Gas	\$47,292.17	\$48,400.00	\$21,854.68	\$46,152.43
62110 · Electric	\$141,504.02	\$125,600.00	\$67,821.34	\$131,422.58
62115 · Water	\$9,773.06	\$8,591.92	\$6,488.34	\$8,633.33
62120 · Sewage	\$11,417.80	\$10,361.34	\$6,251.51	\$9,500.00
62125 · Garbage/Janitorial	\$4,971.20	\$4,510.00	\$3,054.26	\$4,510.00
62130 · Rent Expense	\$132,333.91	\$121,740.00	\$79,517.26	\$122,803.65
62205 · Local Service	\$17,292.48	\$5,889.01	\$2,842.44	\$4,326.78
62210 · Long Distance	\$0.00	\$0.00	\$0.00	\$0.00
62215 · Internet Access	\$22,273.38	\$24,914.28	\$15,065.79	\$24,321.00
62305 · Postage	\$18,258.18	\$21,050.00	\$18,569.70	\$24,700.00
62310 · Advertising	\$18,877.93	\$20,250.00	\$11,970.39	\$17,700.00
62505 · Bond Premiums	\$1,512.00	\$0.00	\$0.00	\$0.00
62510 · Insurance	\$197,282.74	\$186,562.00	\$110,499.50	\$194,024.48
62605 · Dues & Subscriptions	\$19,966.51	\$22,492.80	\$19,378.20	\$20,823.00
62610 · Printing & Reproduction	\$29,852.52	\$32,211.16	\$91,667.95	\$34,953.32
62615 · Employee Dev./Conference Costs	\$32,964.84	\$43,450.00	\$4,877.18	\$19,900.00
62705 · Legal Services	\$73,950.50	\$171,000.00	\$79,093.09	\$161,750.00
62710 · Computer Services	\$57,237.12	\$185,204.63	\$163,721.39	\$228,031.20
62720 · Consulting Services	\$0.00	\$10,000.00	\$4,330.31	\$0.00
62730 · Medical Services	\$473.98	\$0.00	\$0.00	\$0.00
62735 · Other Professional Services	\$480,163.48	\$542,795.57	\$265,161.84	\$374,420.00
62805 · Interest Expense	\$36,804.44	\$20,000.00	\$0.00	\$0.00
62810 · Misc. Service Expense	\$44.26	\$0.00	\$0.00	\$0.00
63105 · Supplies	\$419,234.62	\$313,800.00	\$144,417.82	\$194,739.24
63215 · Repairs/Maintenance	\$97,648.49	\$71,100.00	\$58,615.20	\$71,180.00
64125 · Capital Outlay	\$92,190.90	\$111,900.00	\$71,405.55	\$47,900.00
65105 - OFU	\$159.46	\$0.00	\$159.46	\$0.00
65106 - OFU Prior Year	\$0.00	\$0.00	\$0.00	\$0.00
65110 · Local Grants	\$633,647.15	\$277,000.00	\$109,344.09	\$91,089.40
65120 - Transfers Out	\$1,503,060.59	\$0.00	\$4,268,687.55	\$0.00
Expense Totals	\$7,975,944.35	\$6,386,146.09	\$7,843,024.26	\$7,982,653.85
Annual Comps (benefits and transfers out removed)	\$5,533,479.40	\$5,324,769.30		\$4,750,120.25

Human Services Children and Youth Services	2019 Actual	2020 Budget	2020 YTD (8-31)	2021 Final
41105 - Discount				
41110 - Face				
41120 - Penalty				
41125 - Delinquent - Tax Claim				
42105 - Discount Contra				
42110 - Face Contra				
42115 - Penalty Contra				
42120 - Delinquent - Tax Claim Contra				
43105 - Licenses and Permits				
43115 - Charges for Service	800,000.00	1,100,000.00	\$1,100,000.00	\$1,110,000.00
43116 - Fines and Forfeitures				
43120 - Building / Office Rents				
43125 - Royalties				
43205 - Interest Income Checking				
43210 - Interest Income Investments				
43211 - Dividend Income				
43215 - Misc Income				
43305 - Payments in lieu of Taxes				
43310 - Federal Grants				
43405 - Tax Equalization Board				
43410 - State Grants				
43505 - Local Grants				
44105 - Other Financing Sources				
44106 - OFS - Sale Of Asset				
44110 - OFS - Prior Period Reimb				
44120 - Transfers IN	186,458.00	200,580.00	\$143,699.50	\$146,298.00
Revenue Totals	\$986,458.00	\$1,300,580.00	\$1,243,699.50	\$1,256,298.00
61105 · Salaries & Wages	(223.64)		175.87	
61205 · Medical Coverage	3,982.44		5,047.47	
61206 - Affordable Care Act				
61210 · Worker's Comp	(0.69)			
61215 · Unemployment Comp	(7.57)			
61221 · Social Security	(11.50)		10.91	
61222 · Medicare	(2.69)		2.55	
61225 · Life Insurance				
61230 - Retirement				
62105 · Heating Fuel/Natural Gas				
62110 · Electric				
62115 · Water				
62120 · Sewage				
62125 · Garbage/Janitorial				
62130 · Rent Expense				
62205 · Local Service			(567.47)	
62210 · Long Distance				
62215 · Internet Access				
62305 · Postage				
62310 · Advertising			294.60	
62505 · Bond Premiums				
62510 · Insurance				
62605 · Dues & Subscriptions	45.00		22.00	
62610 · Printing & Reproduction			604.30	
62615 · Employee Dev./Conference Costs	70.84			
62705 · Legal Services				
62710 · Computer Services				
62720 · Consulting Services				
62730 · Medical Services				
62735 · Other Professional Services			605.35	
62805 · Interest Expense				
62810 · Misc. Service Expense				
63105 · Supplies	589.42		1,160.91	
63215 · Repairs/Maintenance				
64125 · Capital Outlay				
65105 - OFU				
65106 - OFU Prior Year				
65110 · Local Grants				
65120 - Transfers Out	797,712.14	1,100,000.00	1,181,177.25	\$1,300,000.00
Expense Totals	\$802,153.75	\$1,100,000.00	\$1,188,533.74	\$1,300,000.00

Human Services Drug and Alcohol Services	2019 Actual	2020 Budget	2020 YTD (8-31)	2021 Final
41105 - Discount				
41110 - Face				
41120 - Penalty				
41125 - Delinquent - Tax Claim				
42105 - Discount Contra				
42110 - Face Contra				
42115 - Penalty Contra				
42120 - Delinquent - Tax Claim Contra				
43105 - Licenses and Permits				
43115 - Charges for Service		34,500.00	\$34,500.00	
43116 - Fines and Forfeitures				
43120 - Building / Office Rents				
43125 - Royalties				
43205 - Interest Income Checking				
43210 - Interest Income Investments				
43211 - Dividend Income				
43215 - Misc Income				
43305 - Payments in lieu of Taxes				
43310 - Federal Grants				
43405 - Tax Equalization Board				
43410 - State Grants				
43505 - Local Grants				
44105 - Other Financing Sources				
44106 - OFS - Sale Of Asset				
44110 - OFS - Prior Period Reimb				
44120 - Transfers IN	0.00	4,500.00		\$4,500.00
Revenue Totals	\$0.00	\$39,000.00	\$34,500.00	\$4,500.00
61105 · Salaries & Wages		34,500.00		
61205 · Medical Coverage				
61206 - Affordable Care Act				
61210 · Worker's Comp				
61215 · Unemployment Comp				
61221 · Social Security				
61222 · Medicare				
61225 · Life Insurance				
61230 - Retirement				
62105 · Heating Fuel/Natural Gas				
62110 · Electric				
62115 · Water				
62120 · Sewage				
62125 · Garbage/Janitorial				
62130 · Rent Expense				
62205 · Local Service				
62210 · Long Distance				
62215 · Internet Access				
62305 · Postage				
62310 · Advertising				
62505 · Bond Premiums				
62510 · Insurance				
62605 · Dues & Subscriptions				
62610 · Printing & Reproduction				
62615 · Employee Dev./Conference Costs				
62705 · Legal Services				
62710 · Computer Services				
62720 · Consulting Services				
62730 · Medical Services				
62735 · Other Professional Services				
62805 · Interest Expense				
62810 · Misc. Service Expense				
63105 · Supplies				
63215 · Repairs/Maintenance				
64125 · Capital Outlay				
65105 - OFU				
65106 - OFU Prior Year				
65110 · Local Grants				
65120 - Transfers Out	0.00	12,000.00		\$12,000.00
Expense Totals	\$0.00	\$46,500.00	\$0.00	\$12,000.00
Annual Comparisons (benefits removed)	\$ -	\$ 46,500.00	\$ -	\$ 12,000.00

Human Services Mental Health & IDD	2019 Actual	2020 Budget	2020 YTD (8-31)	2021 Final
41105 - Discount				
41110 - Face				
41120 - Penalty				
41125 - Delinquent - Tax Claim				
42105 - Discount Contra				
42110 - Face Contra				
42115 - Penalty Contra				
42120 - Delinquent - Tax Claim Contra				
43105 - Licenses and Permits				
43115 - Charges for Service				
43116 - Fines and Forfeitures				
43120 - Building / Office Rents				
43125 - Royalties				
43205 - Interest Income Checking				
43210 - Interest Income Investments				
43211 - Dividend Income				
43215 - Misc Income				
43305 - Payments in lieu of Taxes				
43310 - Federal Grants				
43405 - Tax Equalization Board				
43410 - State Grants				
43505 - Local Grants				
44105 - Other Financing Sources				
44106 - OFS - Sale Of Asset				
44110 - OFS - Prior Period Reimb				
44120 - Transfers IN	0.00	92,500.00	\$0.00	\$92,500.00
Revenue Totals	\$0.00	\$92,500.00	\$0.00	\$92,500.00
61105 · Salaries & Wages				
61205 · Medical Coverage				
61206 - Affordable Care Act				
61210 · Worker's Comp				
61215 · Unemployment Comp				
61221 · Social Security				
61222 · Medicare				
61225 · Life Insurance				
61230 - Retirement				
62105 · Heating Fuel/Natural Gas				
62110 · Electric				
62115 · Water				
62120 · Sewage				
62125 · Garbage/Janitorial				
62130 · Rent Expense				
62205 · Local Service				
62210 · Long Distance				
62215 · Internet Access				
62305 · Postage				
62310 · Advertising				
62505 · Bond Premiums				
62510 · Insurance				
62605 · Dues & Subscriptions				
62610 · Printing & Reproduction				
62615 · Employee Dev./Conference Costs				
62705 · Legal Services				
62710 · Computer Services				
62720 · Consulting Services				
62730 · Medical Services				
62735 · Other Professional Services				
62805 · Interest Expense				
62810 · Misc. Service Expense				
63105 · Supplies				
63215 · Repairs/Maintenance				
64125 · Capital Outlay				
65105 - OFU				
65106 - OFU Prior Year				
65110 · Local Grants				
65120 - Transfers Out	0.00	203,044.00		\$193,044.00
Expense Totals	\$0.00	\$203,044.00	\$0.00	\$193,044.00
Annual Comparisons (benefits removed)	\$ -	\$ 203,044.00	\$ -	\$ 193,044.00

Human Services Transportation	2019 Actual	2020 Budget	2020 YTD (8-31)	2021 Final
41105 - Discount				
41110 - Face				
41120 - Penalty				
41125 - Delinquent - Tax Claim				
42105 - Discount Contra				
42110 - Face Contra				
42115 - Penalty Contra				
42120 - Delinquent - Tax Claim Contra				
43105 - Licenses and Permits				
43115 - Charges for Service				
43116 - Fines and Forfeitures				
43120 - Building / Office Rents				
43125 - Royalties				
43205 - Interest Income Checking				
43210 - Interest Income Investments				
43211 - Dividend Income				
43215 - Misc Income				
43305 - Payments in lieu of Taxes				
43310 - Federal Grants				
43405 - Tax Equalization Board				
43410 - State Grants				
43505 - Local Grants				
44105 - Other Financing Sources				
44106 - OFS - Sale Of Asset				
44110 - OFS - Prior Period Reimb				
44120 - Transfers IN	44,697.00	56,943.00	\$0.00	\$46,527.00
Revenue Totals	\$44,697.00	\$56,943.00	\$0.00	\$46,527.00
61105 · Salaries & Wages				
61205 · Medical Coverage	4,741.03		339.06	
61206 - Affordable Care Act				
61210 · Worker's Comp				
61215 · Unemployment Comp				
61221 · Social Security				
61222 · Medicare				
61225 · Life Insurance			(1.00)	
61230 - Retirement				
62105 · Heating Fuel/Natural Gas				
62110 · Electric				
62115 · Water				
62120 · Sewage				
62125 · Garbage/Janitorial				
62130 · Rent Expense				
62205 · Local Service				
62210 · Long Distance				
62215 · Internet Access				
62305 · Postage				
62310 · Advertising				
62505 · Bond Premiums				
62510 · Insurance				
62605 · Dues & Subscriptions				
62610 · Printing & Reproduction			144.90	
62615 · Employee Dev./Conference Costs				
62705 · Legal Services				
62710 · Computer Services				
62720 · Consulting Services				
62730 · Medical Services	97.00		156.00	
62735 · Other Professional Services	291.25		(178.50)	
62805 · Interest Expense				
62810 · Misc. Service Expense				
63105 · Supplies				
63215 · Repairs/Maintenance				
64125 · Capital Outlay				
65105 - OFU				
65106 - OFU Prior Year				
65110 · Local Grants				
65120 - Transfers Out	0.00	100,000.00		\$87,527.00
Expense Totals	\$5,129.28	\$100,000.00	\$460.46	\$87,527.00
Annual Comparisons (benefits removed)	\$ 388.25	\$ 100,000.00	\$	\$ 87,527.00

Human Services (Undesignated)	2019 Actual	2020 Budget	2020 YTD (8-31)	2021 Final
41105 - Discount				
41110 - Face				
41120 - Penalty				
41125 - Delinquent - Tax Claim				
42105 - Discount Contra				
42110 - Face Contra				
42115 - Penalty Contra				
42120 - Delinquent - Tax Claim Contra				
43105 - Licenses and Permits				
43115 - Charges for Service				
43116 - Fines and Forfeitures				
43120 - Building / Office Rents				
43125 - Royalties				
43205 - Interest Income Checking				
43210 - Interest Income Investments				
43211 - Dividend Income				
43215 - Misc Income				
43305 - Payments in lieu of Taxes				
43310 - Federal Grants				
43405 - Tax Equalization Board				
43410 - State Grants				
43505 - Local Grants				
44105 - Other Financing Sources				
44106 - OFS - Sale Of Asset				
44110 - OFS - Prior Period Reimb				
44120 - Transfers IN	97,000.00	143,216.00	\$0.00	
Revenue Totals	\$97,000.00	\$143,216.00	\$0.00	\$0.00
61105 · Salaries & Wages				
61205 · Medical Coverage	(1,462.36)		3,261.93	
61206 - Affordable Care Act				
61210 · Worker's Comp				
61215 · Unemployment Comp				
61221 · Social Security				
61222 · Medicare	1,730.68			
61225 · Life Insurance			(29.65)	
61230 - Retirement				
62105 · Heating Fuel/Natural Gas				
62110 · Electric				
62115 · Water				
62120 · Sewage				
62125 · Garbage/Janitorial				
62130 · Rent Expense				
62205 · Local Service				
62210 · Long Distance				
62215 · Internet Access				
62305 · Postage				
62310 · Advertising				
62505 · Bond Premiums				
62510 · Insurance				
62605 · Dues & Subscriptions			(515.73)	
62610 · Printing & Reproduction			539.54	
62615 · Employee Dev./Conference Costs	1,339.82		431.73	
62705 · Legal Services				
62710 · Computer Services			84.00	
62720 · Consulting Services				
62730 · Medical Services				
62735 · Other Professional Services			22.50	
62805 · Interest Expense				
62810 · Misc. Service Expense				
63105 · Supplies				
63215 · Repairs/Maintenance				
64125 · Capital Outlay				
65105 - OFU				
65106 - OFU Prior Year				
65110 · Local Grants				
65120 - Transfers Out	214,520.00			
Expense Totals	\$216,128.14	\$0.00	\$3,794.32	\$0.00

Human Services Department Totals	2019 Actual	2020 Budget	2020 YTD (8-31)	2021 Final
41105 - Discount	\$0.00	\$0.00	\$0.00	\$0.00
41110 - Face	\$0.00	\$0.00	\$0.00	\$0.00
41120 - Penalty	\$0.00	\$0.00	\$0.00	\$0.00
41125 - Delinquent - Tax Claim	\$0.00	\$0.00	\$0.00	\$0.00
42105 - Discount Contra	\$0.00	\$0.00	\$0.00	\$0.00
42110 - Face Contra	\$0.00	\$0.00	\$0.00	\$0.00
42115 - Penalty Contra	\$0.00	\$0.00	\$0.00	\$0.00
42120 - Delinquent - Tax Claim Contra	\$0.00	\$0.00	\$0.00	\$0.00
43105 - Licenses and Permits	\$0.00	\$0.00	\$0.00	\$0.00
43115 - Charges for Service	\$800,000.00	\$1,134,500.00	\$1,134,500.00	\$1,110,000.00
43116 - Fines and Forfeitures	\$0.00	\$0.00	\$0.00	\$0.00
43120 - Building / Office Rents	\$0.00	\$0.00	\$0.00	\$0.00
43125 - Royalties	\$0.00	\$0.00	\$0.00	\$0.00
43205 - Interest Income Checking	\$0.00	\$0.00	\$0.00	\$0.00
43210 - Interest Income Investments	\$0.00	\$0.00	\$0.00	\$0.00
43211 - Dividend Income	\$0.00	\$0.00	\$0.00	\$0.00
43215 - Misc Income	\$0.00	\$0.00	\$0.00	\$0.00
43305 - Payments in lieu of Taxes	\$0.00	\$0.00	\$0.00	\$0.00
43310 - Federal Grants	\$0.00	\$0.00	\$0.00	\$0.00
43405 - Tax Equalization Board	\$0.00	\$0.00	\$0.00	\$0.00
43410 - State Grants	\$0.00	\$0.00	\$0.00	\$0.00
43505 - Local Grants	\$0.00	\$0.00	\$0.00	\$0.00
44105 - Other Financing Sources	\$0.00	\$0.00	\$0.00	\$0.00
44106 - OFS - Sale Of Asset	\$0.00	\$0.00	\$0.00	\$0.00
44110 - OFS - Prior Period Reimb	\$0.00	\$0.00	\$0.00	\$0.00
44120 - Transfers IN	\$328,155.00	\$497,739.00	\$143,699.50	\$289,825.00
Revenue Totals	\$1,128,155.00	\$1,632,239.00	\$1,278,199.50	\$1,399,825.00
61105 · Salaries & Wages	(\$223.64)	\$34,500.00	\$175.87	\$0.00
61205 · Medical Coverage	\$7,261.11	\$0.00	\$8,648.46	\$0.00
61206 · Affordable Care Act	\$0.00	\$0.00	\$0.00	\$0.00
61210 · Worker's Comp	(\$0.69)	\$0.00	\$0.00	\$0.00
61215 · Unemployment Comp	(\$7.57)	\$0.00	\$0.00	\$0.00
61221 · Social Security	(\$11.50)	\$0.00	\$10.91	\$0.00
61222 · Medicare	\$1,727.99	\$0.00	\$2.55	\$0.00
61225 · Life Insurance	\$0.00	\$0.00	(\$30.65)	\$0.00
61230 - Retirement	\$0.00	\$0.00	\$0.00	\$0.00
62105 · Heating Fuel/Natural Gas	\$0.00	\$0.00	\$0.00	\$0.00
62110 · Electric	\$0.00	\$0.00	\$0.00	\$0.00
62115 · Water	\$0.00	\$0.00	\$0.00	\$0.00
62120 · Sewage	\$0.00	\$0.00	\$0.00	\$0.00
62125 · Garbage/Janitorial	\$0.00	\$0.00	\$0.00	\$0.00
62130 · Rent Expense	\$0.00	\$0.00	\$0.00	\$0.00
62205 · Local Service	\$0.00	\$0.00	(\$567.47)	\$0.00
62210 · Long Distance	\$0.00	\$0.00	\$0.00	\$0.00
62215 · Internet Access	\$0.00	\$0.00	\$0.00	\$0.00
62305 · Postage	\$0.00	\$0.00	\$0.00	\$0.00
62310 · Advertising	\$0.00	\$0.00	\$294.60	\$0.00
62505 · Bond Premiums	\$0.00	\$0.00	\$0.00	\$0.00
62510 · Insurance	\$0.00	\$0.00	\$0.00	\$0.00
62605 · Dues & Subscriptions	\$45.00	\$0.00	(\$493.73)	\$0.00
62610 · Printing & Reproduction	\$0.00	\$0.00	\$1,288.74	\$0.00
62615 · Employee Dev./Conference Costs	\$1,410.66	\$0.00	\$431.73	\$0.00
62705 · Legal Services	\$0.00	\$0.00	\$0.00	\$0.00
62710 · Computer Services	\$0.00	\$0.00	\$84.00	\$0.00
62720 · Consulting Services	\$0.00	\$0.00	\$0.00	\$0.00
62730 · Medical Services	\$97.00	\$0.00	\$156.00	\$0.00
62735 · Other Professional Services	\$291.25	\$0.00	\$449.35	\$0.00
62805 · Interest Expense	\$0.00	\$0.00	\$0.00	\$0.00
62810 · Misc. Service Expense	\$0.00	\$0.00	\$0.00	\$0.00
63105 · Supplies	\$589.42	\$0.00	\$1,160.91	\$0.00
63215 · Repairs/Maintenance	\$0.00	\$0.00	\$0.00	\$0.00
64125 · Capital Outlay	\$0.00	\$0.00	\$0.00	\$0.00
65105 - OFU	\$0.00	\$0.00	\$0.00	\$0.00
65106 - OFU Prior Year	\$0.00	\$0.00	\$0.00	\$0.00
65110 · Local Grants	\$0.00	\$0.00	\$0.00	\$0.00
65120 - Transfers Out	\$1,012,232.14	\$1,415,044.00	\$1,181,177.25	\$1,592,571.00
Expense Totals	\$1,023,411.17	\$1,449,544.00	\$1,192,788.52	\$1,592,571.00
Annual Comparisons (benefits removed)	\$ 1,016,158.32	\$ 1,449,544.00		\$ 1,592,571.00

Law & Order 911 Center	2019 Actual	2020 Budget	2020 YTD (8-31)	2021 Final
41105 - Discount				
41110 - Face				
41120 - Penalty				
41125 - Delinquent - Tax Claim				
42105 - Discount Contra				
42110 - Face Contra				
42115 - Penalty Contra				
42120 - Delinquent - Tax Claim Contra				
43105 - Licenses and Permits				
43115 - Charges for Service				
43116 - Fines and Forfeitures				
43120 - Building / Office Rents				
43125 - Royalties				
43205 - Interest Income Checking				
43210 - Interest Income Investments				
43211 - Dividend Income				
43215 - Misc Income				
43305 - Payments in lieu of Taxes				
43310 - Federal Grants				
43405 - Tax Equalization Board				
43410 - State Grants				
43505 - Local Grants				
44105 - Other Financing Sources				
44106 - OFS - Sale Of Asset				
44110 - OFS - Prior Period Reimb				
44120 - Transfers IN	0.00			
Revenue Totals	\$0.00	\$0.00	\$0.00	\$0.00
61105 · Salaries & Wages	0.00			
61205 · Medical Coverage	(173.88)	0.00	359.00	\$0.00
61206 · Affordable Care Act				
61210 · Worker's Comp				\$0.00
61215 · Unemployment Comp				\$0.00
61221 · Social Security	0.00			\$0.00
61222 · Medicare	0.00			\$0.00
61225 · Life Insurance				\$0.00
61230 - Retirement				
62105 · Heating Fuel/Natural Gas				
62110 · Electric	0.00	0.00	114.23	
62115 · Water				
62120 · Sewage				
62125 · Garbage/Janitorial				
62130 · Rent Expense	27,937.65	28,000.00	37,948.73	\$35,400.00
62205 · Local Service	132.00	198.00		
62210 · Long Distance				
62215 · Internet Access				
62305 · Postage				
62310 · Advertising				
62505 · Bond Premiums				
62510 · Insurance				
62605 · Dues & Subscriptions	244.00	244.00		
62610 · Printing & Reproduction	1,819.20	1,819.20	1,347.68	\$1,738.80
62615 · Employee Dev./Conference Costs	251.65	900.00		
62705 · Legal Services				
62710 · Computer Services				
62720 · Consulting Services				
62730 · Medical Services				
62735 · Other Professional Services	80.00	100.00	37.50	\$100.00
62805 · Interest Expense				
62810 · Misc. Service Expense				
63105 · Supplies	442.38	700.00	231.83	\$700.00
63215 · Repairs/Maintenance				
64125 · Capital Outlay				
65105 - OFU				
65106 - OFU Prior Year				
65110 · Local Grants				
65120 - Transfers Out				
Expense Totals	\$30,733.00	\$31,961.20	\$40,038.97	\$37,938.80
Annual Comparisons (benefits removed)	\$ 30,906.88	\$ 31,961.20	\$ 37,938.80	

Law & Order Emergency Management Agency	2019 Actual	2020 Budget	2020 YTD (8-31)	2021 Final
41105 - Discount				
41110 - Face				
41120 - Penalty				
41125 - Delinquent - Tax Claim				
42105 - Discount Contra				
42110 - Face Contra				
42115 - Penalty Contra				
42120 - Delinquent - Tax Claim Contra				
43105 - Licenses and Permits				
43115 - Charges for Service	63,000.00			
43116 - Fines and Forfeitures				
43120 - Building / Office Rents				
43125 - Royalties				
43205 - Interest Income Checking				
43210 - Interest Income Investments				
43211 - Dividend Income				
43215 - Misc Income				
43305 - Payments in lieu of Taxes				
43310 - Federal Grants	0.00	65,000.00	\$0.00	\$65,000.00
43405 - Tax Equalization Board				
43410 - State Grants				
43505 - Local Grants				
44105 - Other Financing Sources				
44106 - OFS - Sale Of Asset				
44110 - OFS - Prior Period Reimb				
44120 - Transfers IN				
Revenue Totals	\$63,000.00	\$65,000.00	\$0.00	\$65,000.00
61105 · Salaries & Wages	95,614.31	98,650.16	62,273.47	\$96,205.20
61205 · Medical Coverage	26,932.20	28,011.17	16,325.75	
61206 · Affordable Care Act				
61210 · Worker's Comp	3,259.05	3,411.90	2,215.29	
61215 · Unemployment Comp	631.73	465.51	465.51	\$622.00
61221 · Social Security	5,460.44	5,891.28	3,584.46	\$5,964.72
61222 · Medicare	1,276.95	1,377.80	838.30	\$1,394.98
61225 · Life Insurance	191.83	192.00	115.20	\$168.00
61230 - Retirement				
62105 · Heating Fuel/Natural Gas				
62110 · Electric				
62115 · Water				
62120 · Sewage				
62125 · Garbage/Janitorial				
62130 · Rent Expense		0.00	2,786.62	
62205 · Local Service	1,015.47	1,032.00	701.39	\$1,020.48
62210 · Long Distance				
62215 · Internet Access				
62305 · Postage				
62310 · Advertising	0.00	100.00		
62505 · Bond Premiums				
62510 · Insurance				
62605 · Dues & Subscriptions	0.00	60.00	60.00	
62610 · Printing & Reproduction	0.00	200.00		
62615 · Employee Dev./Conference Costs	856.50	600.00	20.18	\$600.00
62705 · Legal Services				
62710 · Computer Services				
62720 · Consulting Services				
62730 · Medical Services				
62735 · Other Professional Services	200.00			
62805 · Interest Expense				
62810 · Misc. Service Expense				
63105 · Supplies	6,347.23	3,000.00	1,277.95	\$3,000.00
63215 · Repairs/Maintenance				
64125 · Capital Outlay				
65105 - OFU				
65106 - OFU Prior Year				
65110 · Local Grants	1,500.00	1,500.00		\$1,500.00
65120 - Transfers Out				
Expense Totals	\$143,285.71	\$144,491.82	\$90,664.12	\$110,475.38
Annual Comparisons (benefits removed)	\$ 112,462.73	\$ 112,603.24	\$	\$ 110,475.38

Law & Order County Prison	2019 Actual	2020 Budget	2020 YTD (8-31)	2021 Final
41105 - Discount				
41110 - Face				
41120 - Penalty				
41125 - Delinquent - Tax Claim				
42105 - Discount Contra				
42110 - Face Contra				
42115 - Penalty Contra				
42120 - Delinquent - Tax Claim Contra				
43105 - Licenses and Permits				
43115 - Charges for Service	1,622,613.27	2,213,000.00	2,021,904.93	\$70,090.62
43116 - Fines and Forfeitures				
43120 - Building / Office Rents				
43125 - Royalties				
43205 - Interest Income Checking				
43210 - Interest Income Investments				
43211 - Dividend Income				
43215 - Misc Income				
43305 - Payments in lieu of Taxes				
43310 - Federal Grants				
43405 - Tax Equalization Board				
43410 - State Grants				
43505 - Local Grants				
44105 - Other Financing Sources				
44106 - OFS - Sale Of Asset				
44110 - OFS - Prior Period Reimb				
44120 - Transfers IN				
Revenue Totals	\$1,622,613.27	\$2,213,000.00	\$2,021,904.93	\$70,090.62
61105 · Salaries & Wages	1,704,548.28	1,597,719.98	1,077,103.02	\$1,512,367.87
61205 · Medical Coverage	262,483.86	287,925.30	184,877.14	
61206 - Affordable Care Act				
61210 · Worker's Comp	94,442.75	88,846.92	58,831.61	
61215 · Unemployment Comp	15,974.78	14,175.00	11,178.25	\$13,995.00
61221 · Social Security	101,818.61	99,337.46	64,229.52	\$93,766.81
61222 · Medicare	23,812.29	23,232.13	15,021.40	\$21,929.33
61225 · Life Insurance	3,323.48	3,648.00	1,965.94	\$3,108.00
61230 - Retirement				
62105 · Heating Fuel/Natural Gas	23,734.90	26,000.00	10,777.84	24,000.00
62110 · Electric	42,473.19	42,000.00	20,122.33	42,000.00
62115 · Water	17,898.13	17,500.00	9,475.23	17,500.00
62120 · Sewage	14,781.60	14,000.00	7,099.20	14,000.00
62125 · Garbage/Janitorial	2,730.00	2,520.00	1,677.53	2,520.00
62130 · Rent Expense	0.00	0.00	6,820.72	13,945.56
62205 · Local Service	1,734.16	480.54	460.15	780.00
62210 · Long Distance				
62215 · Internet Access				
62305 · Postage				
62310 · Advertising	0.00			
62505 · Bond Premiums				
62510 · Insurance				
62605 · Dues & Subscriptions	695.00	695.00	845.00	815.00
62610 · Printing & Reproduction	6,264.99	5,340.00	3,392.40	2,996.88
62615 · Employee Dev./Conference Costs	5,493.49	9,000.00	0.00	13,600.00
62705 · Legal Services				
62710 · Computer Services	9,800.00	8,000.00	11,162.00	11,647.00
62720 · Consulting Services				
62730 · Medical Services	169,495.23	140,000.00	83,696.29	130,000.00
62735 · Other Professional Services	22,239.54	27,500.00	9,224.25	7,052.25
62805 · Interest Expense				
62810 · Misc. Service Expense				
63105 · Supplies	232,538.33	250,000.00	140,753.80	215,000.00
63215 · Repairs/Maintenance	32,661.33	25,000.00	2,825.21	5,000.00
64125 · Capital Outlay	14,730.00			
65105 - OFU				
65106 - OFU Prior Year				
65110 · Local Grants				
65120 - Transfers Out				
Expense Totals	\$2,803,673.94	\$2,682,920.33	\$1,721,538.83	\$2,146,023.70
Annual Comparisons (benefits removed)	\$ 2,430,772.55	\$ 2,291,973.11		\$ 2,146,023.70

Law & Order Public Defender	2019 Actual	2020 Budget	2020 YTD (8-31)	2021 Final
41105 - Discount				
41110 - Face				
41120 - Penalty				
41125 - Delinquent - Tax Claim				
42105 - Discount Contra				
42110 - Face Contra				
42115 - Penalty Contra				
42120 - Delinquent - Tax Claim Contra				
43105 - Licenses and Permits				
43115 - Charges for Service				
43116 - Fines and Forfeitures				
43120 - Building / Office Rents				
43125 - Royalties				
43205 - Interest Income Checking				
43210 - Interest Income Investments				
43211 - Dividend Income				
43215 - Misc Income				
43305 - Payments in lieu of Taxes				
43310 - Federal Grants				
43405 - Tax Equalization Board				
43410 - State Grants				
43505 - Local Grants				
44105 - Other Financing Sources				
44106 - OFS - Sale Of Asset				
44110 - OFS - Prior Period Reimb				
44120 - Transfers IN				
Revenue Totals	\$0.00	\$0.00	\$0.00	\$0.00
61105 · Salaries & Wages	205,697.37	215,614.01	138,800.45	\$253,510.41
61205 · Medical Coverage	36,352.75	40,077.84	26,076.32	
61206 · Affordable Care Act				
61210 · Worker's Comp	755.20	1,133.45	664.46	
61215 · Unemployment Comp	1,387.88	1,071.70	998.33	\$1,244.00
61221 · Social Security	12,163.38	13,065.12	8,190.45	\$15,717.65
61222 · Medicare	2,844.74	3,055.60	1,915.57	\$3,675.90
61225 · Life Insurance	347.86	384.00	244.50	\$336.00
61230 - Retirement				
62105 · Heating Fuel/Natural Gas				
62110 · Electric				
62115 · Water				
62120 · Sewage				
62125 · Garbage/Janitorial				
62130 · Rent Expense				
62205 · Local Service				
62210 · Long Distance				
62215 · Internet Access				
62305 · Postage				
62310 · Advertising				
62505 · Bond Premiums				
62510 · Insurance				
62605 · Dues & Subscriptions	2,350.00	1,800.00	1,440.00	1,800.00
62610 · Printing & Reproduction	2,262.44	2,618.07	2,281.82	2,618.07
62615 · Employee Dev./Conference Costs	3,998.72	4,000.00	227.75	1,500.00
62705 · Legal Services	659.00			
62710 · Computer Services	1,898.00	3,650.00	1,974.00	2,500.00
62720 · Consulting Services				
62730 · Medical Services				
62735 · Other Professional Services	29,611.26	20,000.00	17,814.20	20,000.00
62805 · Interest Expense				
62810 · Misc. Service Expense				
63105 · Supplies	284.63	1,050.00	571.40	1,000.00
63215 · Repairs/Maintenance				
64125 · Capital Outlay				
65105 - OFU				
65106 - OFU Prior Year				
65110 · Local Grants				
65120 - Transfers Out				
Expense Totals	\$300,613.23	\$307,519.79	\$201,199.25	\$303,902.03
Annual Comparisons (benefits removed)	\$ 262,117.40	\$ 265,236.80	\$	\$ 303,902.03

Law & Order Coroner	2019 Actual	2020 Budget	2020 YTD (8-31)	2021 Final
41105 - Discount				
41110 - Face				
41120 - Penalty				
41125 - Delinquent - Tax Claim				
42105 - Discount Contra				
42110 - Face Contra				
42115 - Penalty Contra				
42120 - Delinquent - Tax Claim Contra				
43105 - Licenses and Permits	7,600.00	7,000.00	3,250.00	4,875.00
43115 - Charges for Service	4,225.00	2,900.00	10,286.07	\$15,429.11
43116 - Fines and Forfeitures				
43120 - Building / Office Rents				
43125 - Royalties				
43205 - Interest Income Checking				
43210 - Interest Income Investments				
43211 - Dividend Income				
43215 - Misc Income				
43305 - Payments in lieu of Taxes				
43310 - Federal Grants				
43405 - Tax Equalization Board				
43410 - State Grants				
43505 - Local Grants				
44105 - Other Financing Sources				
44106 - OFS - Sale Of Asset				
44110 - OFS - Prior Period Reimb				
44120 - Transfers IN				
Revenue Totals	\$11,825.00	\$9,900.00	\$13,536.07	\$20,304.11
61105 · Salaries & Wages	103,568.25	102,035.15	65,437.01	\$94,117.81
61205 · Medical Coverage	39,246.83	40,640.77	26,380.85	
61206 · Affordable Care Act				
61210 · Worker's Comp	4,621.71	4,960.07	3,196.66	
61215 · Unemployment Comp	1,266.45	1,125.97	895.18	\$622.00
61221 · Social Security	6,122.50	6,182.74	3,860.52	\$5,835.30
61222 · Medicare	1,432.11	1,446.05	902.98	\$1,364.71
61225 · Life Insurance	193.60	192.00	122.20	\$168.00
61230 - Retirement				
62105 · Heating Fuel/Natural Gas				
62110 · Electric				
62115 · Water				
62120 · Sewage				
62125 · Garbage/Janitorial				
62130 · Rent Expense				
62205 · Local Service	1,132.17	1,308.00	359.50	\$1,200.00
62210 · Long Distance				
62215 · Internet Access				
62305 · Postage				
62310 · Advertising				
62505 · Bond Premiums				
62510 · Insurance				
62605 · Dues & Subscriptions	1,285.00	1,285.00	1,285.00	\$1,285.00
62610 · Printing & Reproduction	688.30	400.00	721.64	\$0.00
62615 · Employee Dev./Conference Costs	934.06	6,000.00	149.50	\$500.00
62705 · Legal Services				
62710 · Computer Services				
62720 · Consulting Services				
62730 · Medical Services				
62735 · Other Professional Services	164,806.00	120,000.00	78,777.31	\$120,000.00
62805 · Interest Expense				
62810 · Misc. Service Expense				
63105 · Supplies	8,220.60	2,500.00	1,447.10	\$2,500.00
63215 · Repairs/Maintenance				
64125 · Capital Outlay	1,451.25			
65105 - OFU				
65106 - OFU Prior Year				
65110 · Local Grants				
65120 - Transfers Out				
Expense Totals	\$334,968.83	\$288,075.75	\$183,535.45	\$227,592.83
Annual Comparisons (benefits removed)	\$ 289,833.84	\$ 241,348.94		\$ 227,592.83

Law & Order District Attorney	2019 Actual	2020 Budget	2020 YTD (8-31)	2021 Final
41105 - Discount				
41110 - Face				
41120 - Penalty				
41125 - Delinquent - Tax Claim				
42105 - Discount Contra				
42110 - Face Contra				
42115 - Penalty Contra				
42120 - Delinquent - Tax Claim Contra				
43105 - Licenses and Permits				
43115 - Charges for Service		0.00	298.80	
43116 - Fines and Forfeitures				
43120 - Building / Office Rents				
43125 - Royalties				
43205 - Interest Income Checking				
43210 - Interest Income Investments				
43211 - Dividend Income				
43215 - Misc Income				
43305 - Payments in lieu of Taxes				
43310 - Federal Grants				
43405 - Tax Equalization Board				
43410 - State Grants	2,382.89	3,500.00		\$3,500.00
43505 - Local Grants				
44105 - Other Financing Sources				
44106 - OFS - Sale Of Asset				
44110 - OFS - Prior Period Reimb	116,544.35	120,000.00	118,419.60	\$120,000.00
44120 - Transfers IN				
Revenue Totals	\$118,927.24	\$123,500.00	\$118,718.40	\$123,500.00
61105 · Salaries & Wages	496,910.04	509,402.08	321,598.93	\$486,663.67
61205 · Medical Coverage	75,456.33	59,211.48	39,028.43	
61206 · Affordable Care Act				
61210 · Worker's Comp	7,924.31	8,469.12	5,203.50	
61215 · Unemployment Comp	2,844.18	3,555.97	2,574.31	\$2,410.25
61221 · Social Security	26,435.31	31,182.48	19,387.89	\$30,173.15
61222 · Medicare	6,897.21	7,292.65	4,534.25	\$7,056.62
61225 · Life Insurance	642.71	744.00	369.86	\$651.00
61230 - Retirement				
62105 · Heating Fuel/Natural Gas		0.00	1,500.00	
62110 · Electric				
62115 · Water				
62120 · Sewage				
62125 · Garbage/Janitorial				
62130 · Rent Expense				
62205 · Local Service				
62210 · Long Distance				
62215 · Internet Access				
62305 · Postage				
62310 · Advertising	359.00			
62505 · Bond Premiums				
62510 · Insurance				
62605 · Dues & Subscriptions	4,662.93	4,149.00	5,318.00	\$5,104.00
62610 · Printing & Reproduction	2,159.20	3,200.00	2,094.10	\$1,738.80
62615 · Employee Dev./Conference Costs	5,058.62	4,400.00	3,698.91	\$4,400.00
62705 · Legal Services				
62710 · Computer Services				
62720 · Consulting Services				
62730 · Medical Services				
62735 · Other Professional Services	5,352.35	6,500.00	5,307.05	\$6,000.00
62805 · Interest Expense				
62810 · Misc. Service Expense				
63105 · Supplies	3,624.55	2,800.00	1,327.65	\$2,500.00
63215 · Repairs/Maintenance			294.04	
64125 · Capital Outlay	0.00			
65105 - OFU				
65106 - OFU Prior Year				
65110 · Local Grants				
65120 - Transfers Out				
Expense Totals	\$638,326.74	\$640,906.78	\$412,236.92	\$546,697.49
Annual Comparisons (benefits removed)	\$ 552,101.92	\$ 569,670.21	\$	\$ 546,697.49

Law & Order Victim Witness - VOCA Grant	2019 Actual	2020 Budget	2020 YTD (8-31)	2021 Final
41105 - Discount				
41110 - Face				
41120 - Penalty				
41125 - Delinquent - Tax Claim				
42105 - Discount Contra				
42110 - Face Contra				
42115 - Penalty Contra				
42120 - Delinquent - Tax Claim Contra				
43105 - Licenses and Permits				
43115 - Charges for Service				
43116 - Fines and Forfeitures				
43120 - Building / Office Rents				
43125 - Royalties				
43205 - Interest Income Checking				
43210 - Interest Income Investments				
43211 - Dividend Income				
43215 - Misc Income				
43305 - Payments in lieu of Taxes				
43310 - Federal Grants	51,046.08	44,207.00	\$0.00	\$44,207.00
43405 - Tax Equalization Board				
43410 - State Grants				
43505 - Local Grants				
44105 - Other Financing Sources				
44106 - OFS - Sale Of Asset				
44110 - OFS - Prior Period Reimb	9,412.37			
44120 - Transfers IN				
Revenue Totals	\$60,458.45	\$44,207.00	\$0.00	\$44,207.00
61105 · Salaries & Wages	33,904.80	15,213.00	27,136.69	\$17,886.80
61205 · Medical Coverage	5,263.55	6,628.14	52.54	
61206 · Affordable Care Act				
61210 · Worker's Comp	69.46	184.34	79.01	
61215 · Unemployment Comp	259.27	160.65	309.00	\$158.61
61221 · Social Security	2,029.64	943.21	1,682.13	\$1,108.98
61222 · Medicare	474.88	220.59	393.47	\$259.36
61225 · Life Insurance	83.80	48.96	53.12	\$42.84
61230 - Retirement				
62105 · Heating Fuel/Natural Gas				
62110 · Electric				
62115 · Water				
62120 · Sewage				
62125 · Garbage/Janitorial				
62130 · Rent Expense				
62205 · Local Service		0.00	222.21	
62210 · Long Distance				
62215 · Internet Access				
62305 · Postage				
62310 · Advertising				
62505 · Bond Premiums				
62510 · Insurance				
62605 · Dues & Subscriptions				
62610 · Printing & Reproduction				
62615 · Employee Dev./Conference Costs				
62705 · Legal Services				
62710 · Computer Services	2,820.00	2,820.00	2,820.00	
62720 · Consulting Services				
62730 · Medical Services				
62735 · Other Professional Services				
62805 · Interest Expense				
62810 · Misc. Service Expense	0.00	18,356.80		\$24,750.41
63105 · Supplies			431.78	
63215 · Repairs/Maintenance				
64125 · Capital Outlay				
65105 - OFU				
65106 - OFU Prior Year				
65110 · Local Grants				
65120 - Transfers Out				
Expense Totals	\$44,905.40	\$44,575.69	\$33,179.95	\$44,207.00
Annual Comparisions (benefits removed)	\$ 39,313.12	\$ 37,602.56	\$	\$ 44,207.00

Law & Order Victim Witness - VOJO Grant	2019 Actual	2020 Budget	2020 YTD (8-31)	2021 Final
41105 - Discount				
41110 - Face				
41120 - Penalty				
41125 - Delinquent - Tax Claim				
42105 - Discount Contra				
42110 - Face Contra				
42115 - Penalty Contra				
42120 - Delinquent - Tax Claim Contra				
43105 - Licenses and Permits				
43115 - Charges for Service				
43116 - Fines and Forfeitures				
43120 - Building / Office Rents				
43125 - Royalties				
43205 - Interest Income Checking				
43210 - Interest Income Investments				
43211 - Dividend Income				
43215 - Misc Income				
43305 - Payments in lieu of Taxes				
43310 - Federal Grants	8,043.82	9,122.00	\$2,143.90	\$9,122.00
43405 - Tax Equalization Board				
43410 - State Grants				
43505 - Local Grants				
44105 - Other Financing Sources				
44106 - OFS - Sale Of Asset				
44110 - OFS - Prior Period Reimb				
44120 - Transfers IN				
Revenue Totals	\$8,043.82	\$9,122.00	\$2,143.90	\$9,122.00
61105 · Salaries & Wages	6,771.20	4,521.00	4,328.71	\$5,315.60
61205 · Medical Coverage	1,680.31	2,339.34	7.50	
61206 - Affordable Care Act				
61210 · Worker's Comp	13.25	11.70	15.23	
61215 · Unemployment Comp	77.38	47.25	71.37	\$46.65
61221 · Social Security	395.35	280.30	268.24	\$329.57
61222 · Medicare	92.53	65.55	62.68	\$77.08
61225 · Life Insurance	16.58	14.40	8.40	\$12.60
61230 - Retirement				
62105 · Heating Fuel/Natural Gas				
62110 · Electric				
62115 · Water				
62120 · Sewage				
62125 · Garbage/Janitorial				
62130 · Rent Expense				
62205 · Local Service				
62210 · Long Distance				
62215 · Internet Access				
62305 · Postage				
62310 · Advertising				
62505 · Bond Premiums				
62510 · Insurance				
62605 · Dues & Subscriptions				
62610 · Printing & Reproduction				
62615 · Employee Dev./Conference Costs				
62705 · Legal Services				
62710 · Computer Services				
62720 · Consulting Services				
62730 · Medical Services				
62735 · Other Professional Services				
62805 · Interest Expense				
62810 · Misc. Service Expense	0.00	1,865.85		\$3,340.51
63105 · Supplies			256.97	
63215 · Repairs/Maintenance				
64125 · Capital Outlay				
65105 - OFU				
65106 - OFU Prior Year				
65110 · Local Grants				
65120 - Transfers Out				
Expense Totals	\$9,046.60	\$9,145.39	\$5,019.10	\$9,122.00
Annual Comparisons (benefits removed)	\$ 7,275.66	\$ 6,747.10	\$	\$ 9,122.00

Law & Order Victim Witness - RASA Grant	2019 Actual	2020 Budget	2020 YTD (8-31)	2021 Final
41105 - Discount				
41110 - Face				
41120 - Penalty				
41125 - Delinquent - Tax Claim				
42105 - Discount Contra				
42110 - Face Contra				
42115 - Penalty Contra				
42120 - Delinquent - Tax Claim Contra				
43105 - Licenses and Permits				
43115 - Charges for Service				
43116 - Fines and Forfeitures				
43120 - Building / Office Rents				
43125 - Royalties				
43205 - Interest Income Checking				
43210 - Interest Income Investments				
43211 - Dividend Income				
43215 - Misc Income				
43305 - Payments in lieu of Taxes				
43310 - Federal Grants				
43405 - Tax Equalization Board				
43410 - State Grants	33,189.11	34,753.00	8,793.86	\$34,753.00
43505 - Local Grants				
44105 - Other Financing Sources				
44106 - OFS - Sale Of Asset				
44110 - OFS - Prior Period Reimb				
44120 - Transfers IN				
Revenue Totals	\$33,189.11	\$34,753.00	\$8,793.86	\$34,753.00
61105 · Salaries & Wages	28,046.35	19,836.91	14,950.22	\$26,105.62
61205 · Medical Coverage	2,771.26	4,028.87	52.54	
61206 · Affordable Care Act				
61210 · Worker's Comp	58.49	60.00	43.81	
61215 · Unemployment Comp	184.02	233.10	194.61	\$230.14
61221 · Social Security	1,703.82	1,229.89	926.58	\$1,618.55
61222 · Medicare	398.23	287.64	216.63	\$378.53
61225 · Life Insurance	67.45	71.04	29.15	\$62.16
61230 - Retirement				
62105 · Heating Fuel/Natural Gas				
62110 · Electric				
62115 · Water				
62120 · Sewage				
62125 · Garbage/Janitorial				
62130 · Rent Expense				
62205 · Local Service				
62210 · Long Distance				
62215 · Internet Access				
62305 · Postage				
62310 · Advertising				
62505 · Bond Premiums				
62510 · Insurance				
62605 · Dues & Subscriptions		0.00	26.00	
62610 · Printing & Reproduction				
62615 · Employee Dev./Conference Costs				
62705 · Legal Services				
62710 · Computer Services				
62720 · Consulting Services				
62730 · Medical Services				
62735 · Other Professional Services				
62805 · Interest Expense				
62810 · Misc. Service Expense	0.00	9,125.56		\$6,358.00
63105 · Supplies	737.97		547.39	
63215 · Repairs/Maintenance				
64125 · Capital Outlay	1,464.91			
65105 - OFU				
65106 - OFU Prior Year				
65110 · Local Grants				
65120 - Transfers Out				
Expense Totals	\$35,432.50	\$34,873.01	\$16,986.93	\$34,753.00
Annual Comparisons (benefits removed)	\$ 32,418.73	\$ 30,551.04	\$	\$ 34,753.00

Law & Order District Justice Lou Dayich	2019 Actual	2020 Budget	2020 YTD (8-31)	2021 Final
41105 - Discount				
41110 - Face				
41120 - Penalty				
41125 - Delinquent - Tax Claim				
42105 - Discount Contra				
42110 - Face Contra				
42115 - Penalty Contra				
42120 - Delinquent - Tax Claim Contra				
43105 - Licenses and Permits				
43115 - Charges for Service	66,769.43	66,800.00	35,195.83	\$66,800.00
43116 - Fines and Forfeitures				
43120 - Building / Office Rents				
43125 - Royalties				
43205 - Interest Income Checking				
43210 - Interest Income Investments				
43211 - Dividend Income				
43215 - Misc Income				
43305 - Payments in lieu of Taxes				
43310 - Federal Grants				
43405 - Tax Equalization Board				
43410 - State Grants				
43505 - Local Grants				
44105 - Other Financing Sources				
44106 - OFS - Sale Of Asset				
44110 - OFS - Prior Period Reimb				
44120 - Transfers IN				
Revenue Totals	\$66,769.43	\$66,800.00	\$35,195.83	\$66,800.00
61105 · Salaries & Wages	144,962.21	124,407.32	98,327.82	\$133,036.88
61205 · Medical Coverage	30,855.26	32,037.20	20,796.08	
61206 · Affordable Care Act				
61210 · Worker's Comp	289.76	295.85	170.86	
61215 · Unemployment Comp	898.74	709.78	709.78	\$933.00
61221 · Social Security	8,520.81	7,713.25	5,798.83	\$8,248.29
61222 · Medicare	1,992.66	1,803.91	1,356.12	\$1,929.03
61225 · Life Insurance	290.40	288.00	183.30	\$252.00
61230 - Retirement				
62105 · Heating Fuel/Natural Gas	625.32	500.00	317.83	\$500.00
62110 · Electric	2,227.18	2,100.00	1,140.28	\$2,100.00
62115 · Water				
62120 · Sewage				
62125 · Garbage/Janitorial				
62130 · Rent Expense	9,300.00	12,000.00	6,360.00	\$12,000.00
62205 · Local Service	365.52	366.00	179.81	\$366.00
62210 · Long Distance				
62215 · Internet Access				
62305 · Postage				
62310 · Advertising				
62505 · Bond Premiums	0.00			
62510 · Insurance				
62605 · Dues & Subscriptions	493.80	440.00	144.00	\$440.00
62610 · Printing & Reproduction	2,638.70	2,500.00	1,347.68	\$2,500.00
62615 · Employee Dev./Conference Costs	907.21	1,200.00	0.00	\$900.00
62705 · Legal Services				
62710 · Computer Services				
62720 · Consulting Services				
62730 · Medical Services				
62735 · Other Professional Services	16,206.13	14,000.00	4,960.59	\$14,000.00
62805 · Interest Expense				
62810 · Misc. Service Expense				
63105 · Supplies	2,912.37	5,000.00	1,804.35	\$3,000.00
63215 · Repairs/Maintenance				
64125 · Capital Outlay	222.25			
65105 - OFU				
65106 - OFU Prior Year				
65110 · Local Grants				
65120 - Transfers Out				
Expense Totals	\$223,708.32	\$205,361.31	\$143,597.33	\$180,205.20
Annual Comparisons (benefits removed)	\$ 191,664.56	\$ 172,318.48		\$ 180,205.20

Law & Order District Justice Glenn Bates	2019 Actual	2020 Budget	2020 YTD (8-31)	2021 Final
41105 - Discount				
41110 - Face				
41120 - Penalty				
41125 - Delinquent - Tax Claim				
42105 - Discount Contra				
42110 - Face Contra				
42115 - Penalty Contra				
42120 - Delinquent - Tax Claim Contra				
43105 - Licenses and Permits				
43115 - Charges for Service	51,146.31	52,000.00	24,790.01	\$52,000.00
43116 - Fines and Forfeitures				
43120 - Building / Office Rents				
43125 - Royalties				
43205 - Interest Income Checking				
43210 - Interest Income Investments				
43211 - Dividend Income				
43215 - Misc Income				
43305 - Payments in lieu of Taxes				
43310 - Federal Grants				
43405 - Tax Equalization Board				
43410 - State Grants				
43505 - Local Grants				
44105 - Other Financing Sources				
44106 - OFS - Sale Of Asset				
44110 - OFS - Prior Period Reimb				
44120 - Transfers IN				
Revenue Totals	\$51,146.31	\$52,000.00	\$24,790.01	\$52,000.00
61105 · Salaries & Wages	145,786.01	122,754.00	96,305.56	\$137,238.56
61205 · Medical Coverage	32,758.23	34,007.80	22,075.24	
61206 · Affordable Care Act				
61210 · Worker's Comp	291.13	256.28	167.07	
61215 · Unemployment Comp	988.30	681.36	681.36	\$933.00
61221 · Social Security	8,681.60	7,610.75	5,705.75	\$8,508.79
61222 · Medicare	2,030.43	1,779.93	1,334.40	\$1,989.96
61225 · Life Insurance	290.40	288.00	183.30	\$252.00
61230 - Retirement				
62105 · Heating Fuel/Natural Gas				
62110 · Electric				
62115 · Water				
62120 · Sewage				
62125 · Garbage/Janitorial	2,160.00	2,240.00	1,520.00	\$2,240.00
62130 · Rent Expense				
62205 · Local Service	496.17	364.68	179.81	\$364.68
62210 · Long Distance				
62215 · Internet Access	106.89			
62305 · Postage	12,070.21	12,000.00	5,306.37	\$12,000.00
62310 · Advertising				
62505 · Bond Premiums	0.00	475.00		
62510 · Insurance				
62605 · Dues & Subscriptions	285.00	210.00	144.00	
62610 · Printing & Reproduction	2,264.20	2,000.00	1,886.68	\$2,000.00
62615 · Employee Dev./Conference Costs	0.00	1,200.00	0.00	
62705 · Legal Services				
62710 · Computer Services				
62720 · Consulting Services				
62730 · Medical Services	49.90			
62735 · Other Professional Services	6,196.25	6,000.00	3,527.57	\$6,200.00
62805 · Interest Expense				
62810 · Misc. Service Expense				
63105 · Supplies	4,505.66	5,000.00	2,081.02	\$5,000.00
63215 · Repairs/Maintenance	2,374.00			
64125 · Capital Outlay	826.00			
65105 - OFU				
65106 - OFU Prior Year				
65110 · Local Grants				
65120 - Transfers Out				
Expense Totals	\$222,160.38	\$196,867.80	\$141,098.13	\$176,726.99
Annual Comparisons (benefits removed)	\$ 188,122.72	\$ 161,922.36	\$	\$ 176,726.99

Law & Order District Justice Lee Watson	2019 Actual	2020 Budget	2020 YTD (8-31)	2021 Final
41105 - Discount				
41110 - Face				
41120 - Penalty				
41125 - Delinquent - Tax Claim				
42105 - Discount Contra				
42110 - Face Contra				
42115 - Penalty Contra				
42120 - Delinquent - Tax Claim Contra				
43105 - Licenses and Permits				
43115 - Charges for Service	55,733.66	46,000.00	22,951.12	\$46,000.00
43116 - Fines and Forfeitures				
43120 - Building / Office Rents				
43125 - Royalties				
43205 - Interest Income Checking				
43210 - Interest Income Investments				
43211 - Dividend Income				
43215 - Misc Income				
43305 - Payments in lieu of Taxes				
43310 - Federal Grants				
43405 - Tax Equalization Board				
43410 - State Grants				
43505 - Local Grants				
44105 - Other Financing Sources				
44106 - OFS - Sale Of Asset				
44110 - OFS - Prior Period Reimb				
44120 - Transfers IN				
Revenue Totals	\$55,733.66	\$46,000.00	\$22,951.12	\$46,000.00
61105 · Salaries & Wages	149,432.68	129,064.40	96,506.47	\$137,321.60
61205 · Medical Coverage	43,079.85	44,652.89	28,985.21	
61206 · Affordable Care Act				
61210 · Worker's Comp	298.60	257.94	165.22	
61215 · Unemployment Comp	937.28	713.49	713.49	\$933.00
61221 · Social Security	8,658.20	8,001.99	5,584.61	\$8,513.94
61222 · Medicare	2,024.94	1,871.43	1,306.08	\$1,991.16
61225 · Life Insurance	290.40	288.00	183.30	\$252.00
61230 - Retirement				
62105 · Heating Fuel/Natural Gas				
62110 · Electric	3,604.50	3,000.00	1,661.69	\$3,000.00
62115 · Water				
62120 · Sewage				
62125 · Garbage/Janitorial	2,460.00	2,240.00	1,720.00	\$2,240.00
62130 · Rent Expense	13,576.20	12,342.00	9,050.80	\$12,342.00
62205 · Local Service	2,404.66	1,935.00	710.54	\$1,100.00
62210 · Long Distance				
62215 · Internet Access	1,163.43	1,251.96	1,108.93	\$1,251.96
62305 · Postage	11,070.21	11,400.00	10,306.55	\$11,400.00
62310 · Advertising				
62505 · Bond Premiums	475.00			
62510 · Insurance				
62605 · Dues & Subscriptions	525.00	480.00	240.00	\$480.00
62610 · Printing & Reproduction	2,465.95	2,000.00	1,741.18	\$2,000.00
62615 · Employee Dev./Conference Costs	0.00	1,200.00	0.00	\$0.00
62705 · Legal Services				
62710 · Computer Services				
62720 · Consulting Services				
62730 · Medical Services				
62735 · Other Professional Services	12,040.50	8,000.00	5,009.07	\$8,000.00
62805 · Interest Expense				
62810 · Misc. Service Expense				
63105 · Supplies	7,393.05	5,000.00	2,004.81	\$3,000.00
63215 · Repairs/Maintenance				
64125 · Capital Outlay				
65105 - OFU				
65106 - OFU Prior Year				
65110 · Local Grants				
65120 - Transfers Out				
Expense Totals	\$261,900.45	\$233,699.10	\$166,997.95	\$193,825.66
Annual Comparisons (benefits removed)	\$ 217,584.72	\$ 188,074.78	\$	\$ 193,825.66

Law & Order Adult Probation	2019 Actual	2020 Budget	2020 YTD (8-31)	2021 Final
41105 - Discount				
41110 - Face				
41120 - Penalty				
41125 - Delinquent - Tax Claim				
42105 - Discount Contra				
42110 - Face Contra				
42115 - Penalty Contra				
42120 - Delinquent - Tax Claim Contra				
43105 - Licenses and Permits				
43115 - Charges for Service	462.00	600.00	\$278.00	\$500.00
43116 - Fines and Forfeitures				
43120 - Building / Office Rents				
43125 - Royalties				
43205 - Interest Income Checking				
43210 - Interest Income Investments				
43211 - Dividend Income				
43215 - Misc Income				
43305 - Payments in lieu of Taxes				
43310 - Federal Grants				
43405 - Tax Equalization Board				
43410 - State Grants	138,436.83	130,000.00	77,210.12	\$130,000.00
43505 - Local Grants				
44105 - Other Financing Sources				
44106 - OFS - Sale Of Asset				
44110 - OFS - Prior Period Reimb	10,774.99			
44120 - Transfers IN	185,328.64	96,900.00	25.00	\$96,900.00
Revenue Totals	\$335,002.46	\$227,500.00	\$77,513.12	\$227,400.00
61105 · Salaries & Wages	488,284.24	491,965.17	327,267.78	\$497,764.06
61205 · Medical Coverage	130,531.51	118,376.55	78,193.49	
61206 - Affordable Care Act				
61210 · Worker's Comp	26,065.78	23,249.30	15,596.45	
61215 · Unemployment Comp	3,308.24	2,275.16	2,275.16	\$2,954.50
61221 · Social Security	32,146.61	29,793.90	19,223.07	\$30,861.37
61222 · Medicare	7,518.27	6,967.85	4,495.63	\$7,217.58
61225 · Life Insurance	1,019.56	1,008.00	555.76	\$798.00
61230 - Retirement				
62105 · Heating Fuel/Natural Gas				
62110 · Electric				
62115 · Water				
62120 · Sewage				
62125 · Garbage/Janitorial				
62130 · Rent Expense	300.00	300.00	270.00	\$360.00
62205 · Local Service	4,926.17	4,886.12	3,329.99	\$5,520.00
62210 · Long Distance				
62215 · Internet Access				
62305 · Postage				
62310 · Advertising				
62505 · Bond Premiums				
62510 · Insurance				
62605 · Dues & Subscriptions	1,142.88	1,850.34	1,080.00	\$100.00
62610 · Printing & Reproduction	1,440.76	1,700.00	1,085.65	\$1,440.00
62615 · Employee Dev./Conference Costs	302.58	1,800.00	485.19	\$1,000.00
62705 · Legal Services				
62710 · Computer Services	6,750.00	6,750.00	3,245.00	\$6,490.00
62720 · Consulting Services				
62730 · Medical Services				
62735 · Other Professional Services	42,909.93	48,000.00	20,785.90	\$48,000.00
62805 · Interest Expense				
62810 · Misc. Service Expense				
63105 · Supplies	5,717.95	5,500.00	2,177.08	\$5,000.00
63215 · Repairs/Maintenance	0.00			
64125 · Capital Outlay	3,347.00			
65105 - OFU				
65106 - OFU Prior Year				
65110 · Local Grants				
65120 - Transfers Out				
Expense Totals	\$755,711.48	\$744,422.39	\$480,066.15	\$607,505.51
Annual Comparisons (benefits removed)	\$ 595,805.95	\$ 600,521.38	\$	\$ 607,505.51

Law & Order Court of Common Pleas	2019 Actual	2020 Budget	2020 YTD (8-31)	2021 Final
41105 - Discount				
41110 - Face				
41120 - Penalty				
41125 - Delinquent - Tax Claim				
42105 - Discount Contra				
42110 - Face Contra				
42115 - Penalty Contra				
42120 - Delinquent - Tax Claim Contra				
43105 - Licenses and Permits				
43115 - Charges for Service	11,838.60	6,500.00	366.75	\$11,838.60
43116 - Fines and Forfeitures				
43120 - Building / Office Rents				
43125 - Royalties				
43205 - Interest Income Checking	4.03			
43210 - Interest Income Investments				
43211 - Dividend Income				
43215 - Misc Income				
43305 - Payments in lieu of Taxes				
43310 - Federal Grants		74,404.00		\$74,404.00
43405 - Tax Equalization Board				
43410 - State Grants	113,919.81	110,000.00		\$113,919.81
43505 - Local Grants				
44105 - Other Financing Sources				
44106 - OFS - Sale Of Asset				
44110 - OFS - Prior Period Reimb	2,525.00	5,800.00		\$2,525.00
44120 - Transfers IN				
Revenue Totals	\$128,287.44	\$196,704.00	\$366.75	\$202,687.41
61105 · Salaries & Wages	404,380.54	433,387.67	276,422.82	\$413,700.59
61205 · Medical Coverage	104,674.17	105,909.13	65,954.24	
61206 - Affordable Care Act				
61210 · Worker's Comp	1,195.20	1,100.22	716.92	
61215 · Unemployment Comp	5,042.66	4,063.66	3,638.26	\$3,732.00
61221 · Social Security	23,459.06	26,061.78	16,007.48	\$25,649.44
61222 · Medicare	5,486.42	6,095.27	3,743.95	\$5,998.66
61225 · Life Insurance	894.53	960.00	636.10	\$672.00
61230 - Retirement				
62105 · Heating Fuel/Natural Gas				
62110 · Electric				
62115 · Water	435.00			
62120 · Sewage				
62125 · Garbage/Janitorial				
62130 · Rent Expense	1,896.00	2,850.00	790.00	\$950.00
62205 · Local Service	1,824.86	2,067.24	1,304.43	\$2,207.76
62210 · Long Distance				
62215 · Internet Access	3,160.01	3,175.00	2,095.34	\$3,303.72
62305 · Postage	60,700.01	55,000.00	27,959.65	\$50,000.00
62310 · Advertising				
62505 · Bond Premiums				
62510 · Insurance				
62605 · Dues & Subscriptions	3,260.00	1,500.00	401.19	\$1,000.00
62610 · Printing & Reproduction	9,309.28	7,500.00	8,079.79	\$7,500.00
62615 · Employee Dev./Conference Costs	3,010.99	9,000.00	4,829.88	\$3,000.00
62705 · Legal Services	271,211.21	258,000.00	111,693.00	\$258,000.00
62710 · Computer Services	34,502.83	25,000.00	31,958.02	\$24,114.00
62720 · Consulting Services				
62730 · Medical Services				
62735 · Other Professional Services	42,320.41	46,000.00	11,859.10	\$46,000.00
62805 · Interest Expense				
62810 · Misc. Service Expense				
63105 · Supplies	27,692.86	10,000.00	7,040.94	\$1,000.00
63215 · Repairs/Maintenance				
64125 · Capital Outlay	6,882.77	0.00	1,229.00	\$625.00
65105 - OFU				
65106 - OFU Prior Year	0.00			
65110 · Local Grants				
65120 - Transfers Out				
Expense Totals	\$1,011,338.81	\$997,669.97	\$576,360.11	\$847,453.17
Annual Comparisons (benefits removed)	\$ 900,426.78	\$ 886,596.96		\$ 847,453.17

Law & Order Domestic Relations	2019 Actual	2020 Budget	2020 YTD (8-31)	2021 Final
41105 - Discount				
41110 - Face				
41120 - Penalty				
41125 - Delinquent - Tax Claim				
42105 - Discount Contra				
42110 - Face Contra				
42115 - Penalty Contra				
42120 - Delinquent - Tax Claim Contra				
43105 - Licenses and Permits				
43115 - Charges for Service				
43116 - Fines and Forfeitures				
43120 - Building / Office Rents				
43125 - Royalties				
43205 - Interest Income Checking				
43210 - Interest Income Investments				
43211 - Dividend Income				
43215 - Misc Income				
43305 - Payments in lieu of Taxes				
43310 - Federal Grants				
43405 - Tax Equalization Board				
43410 - State Grants				
43505 - Local Grants				
44105 - Other Financing Sources				
44106 - OFS - Sale Of Asset				
44110 - OFS - Prior Period Reimb				
44120 - Transfers IN	47,785.32	103,858.96	13,695.73	\$99,744.00
Revenue Totals	\$47,785.32	\$103,858.96	\$13,695.73	\$99,744.00
61105 · Salaries & Wages	27,633.00	19,000.00	8,422.00	
61205 · Medical Coverage		0.00	196.00	
61206 · Affordable Care Act				
61210 · Worker's Comp				
61215 · Unemployment Comp				
61221 · Social Security				
61222 · Medicare				
61225 · Life Insurance				
61230 · Retirement				
62105 · Heating Fuel/Natural Gas				
62110 · Electric				
62115 · Water				
62120 · Sewage				
62125 · Garbage/Janitorial				
62130 · Rent Expense				
62205 · Local Service				
62210 · Long Distance				
62215 · Internet Access				
62305 · Postage				
62310 · Advertising				
62505 · Bond Premiums		350.00		\$350.00
62510 · Insurance				
62605 · Dues & Subscriptions				
62610 · Printing & Reproduction				
62615 · Employee Dev./Conference Costs				
62705 · Legal Services				
62710 · Computer Services				
62720 · Consulting Services				
62730 · Medical Services				
62735 · Other Professional Services				
62805 · Interest Expense				
62810 · Misc. Service Expense				
63105 · Supplies				
63215 · Repairs/Maintenance				
64125 · Capital Outlay				
65105 - OFU				
65106 - OFU Prior Year				
65110 · Local Grants				
65120 - Transfers Out	239,177.14	230,000.00	81,753.29	\$235,000.00
Expense Totals	\$266,810.14	\$249,350.00	\$90,371.29	\$235,350.00
Annual Comparisons (benefits removed)	\$ 266,810.14	\$ 249,350.00		\$ 235,350.00

Law & Order Juvenile Probation	2019 Actual	2020 Budget	2020 YTD (8-31)	2021 Final
41105 - Discount				
41110 - Face				
41120 - Penalty				
41125 - Delinquent - Tax Claim				
42105 - Discount Contra				
42110 - Face Contra				
42115 - Penalty Contra				
42120 - Delinquent - Tax Claim Contra				
43105 - Licenses and Permits				
43115 - Charges for Service				
43116 - Fines and Forfeitures				
43120 - Building / Office Rents				
43125 - Royalties				
43205 - Interest Income Checking				
43210 - Interest Income Investments				
43211 - Dividend Income				
43215 - Misc Income				
43305 - Payments in lieu of Taxes				
43310 - Federal Grants	22,851.66	20,000.00	3,676.81	\$22,851.66
43405 - Tax Equalization Board				
43410 - State Grants	83,552.00	43,800.00		\$43,800.00
43505 - Local Grants				
44105 - Other Financing Sources				
44106 - OFS - Sale Of Asset				
44110 - OFS - Prior Period Reimb				
44120 - Transfers IN				
Revenue Totals	\$106,403.66	\$63,800.00	\$3,676.81	\$66,651.66
61105 · Salaries & Wages	182,466.43	183,519.39	117,596.54	\$176,168.11
61205 · Medical Coverage	49,648.38	48,065.14	30,105.08	
61206 · Affordable Care Act				
61210 · Worker's Comp	6,716.41	6,532.40	4,003.10	
61215 · Unemployment Comp	1,017.59	704.02	704.02	\$1,088.50
61221 · Social Security	10,446.33	10,979.53	6,773.56	\$10,922.42
61222 · Medicare	2,443.08	2,567.95	1,584.33	\$2,554.44
61225 · Life Insurance	308.02	336.00	188.26	\$294.00
61230 - Retirement				
62105 · Heating Fuel/Natural Gas				
62110 · Electric				
62115 · Water				
62120 · Sewage				
62125 · Garbage/Janitorial				
62130 · Rent Expense	300.00	300.00	270.00	\$360.00
62205 · Local Service	1,606.86	1,962.00	600.34	\$900.51
62210 · Long Distance				
62215 · Internet Access				
62305 · Postage				
62310 · Advertising				
62505 · Bond Premiums				
62510 · Insurance				
62605 · Dues & Subscriptions	527.38	527.38	70.88	\$527.38
62610 · Printing & Reproduction	1,237.03	1,277.00	903.50	\$1,000.00
62615 · Employee Dev./Conference Costs	234.30	900.00	387.33	\$900.00
62705 · Legal Services				
62710 · Computer Services	81.90	0.00	27.30	\$85.00
62720 · Consulting Services				
62730 · Medical Services				
62735 · Other Professional Services	1,212.40	1,000.00	704.25	\$1,000.00
62805 · Interest Expense				
62810 · Misc. Service Expense				
63105 · Supplies	3,780.90	3,600.00	1,497.45	\$3,600.00
63215 · Repairs/Maintenance				
64125 · Capital Outlay	2,680.25			
65105 - OFU				
65106 - OFU Prior Year				
65110 · Local Grants				
65120 - Transfers Out				
Expense Totals	\$264,707.26	\$262,270.81	\$165,415.94	\$199,400.36
Annual Comparisons (benefits removed)	\$ 207,324.88	\$ 206,969.25		\$ 199,400.36

Law & Order Law Library	2019 Actual	2020 Budget	2020 YTD (8-31)	2021 Final
41105 - Discount				
41110 - Face				
41120 - Penalty				
41125 - Delinquent - Tax Claim				
42105 - Discount Contra				
42110 - Face Contra				
42115 - Penalty Contra				
42120 - Delinquent - Tax Claim Contra				
43105 - Licenses and Permits				
43115 - Charges for Service	375.00	1,000.00		
43116 - Fines and Forfeitures				
43120 - Building / Office Rents				
43125 - Royalties				
43205 - Interest Income Checking	8.27	0.00	\$5.91	
43210 - Interest Income Investments				
43211 - Dividend Income				
43215 - Misc Income				
43305 - Payments in lieu of Taxes				
43310 - Federal Grants				
43405 - Tax Equalization Board				
43410 - State Grants				
43505 - Local Grants				
44105 - Other Financing Sources				
44106 - OFS - Sale Of Asset				
44110 - OFS - Prior Period Reimb				
44120 - Transfers IN				
Revenue Totals	\$383.27	\$1,000.00	\$5.91	\$0.00
61105 · Salaries & Wages				
61205 · Medical Coverage				
61206 - Affordable Care Act				
61210 · Worker's Comp				
61215 · Unemployment Comp				
61221 · Social Security				
61222 · Medicare				
61225 · Life Insurance				
61230 - Retirement				
62105 · Heating Fuel/Natural Gas				
62110 · Electric				
62115 · Water				
62120 · Sewage				
62125 · Garbage/Janitorial				
62130 · Rent Expense				
62205 · Local Service				
62210 · Long Distance				
62215 · Internet Access				
62305 · Postage				
62310 · Advertising				
62505 · Bond Premiums				
62510 · Insurance				
62605 · Dues & Subscriptions	10,708.57	7,000.00	3,793.59	\$7,000.00
62610 · Printing & Reproduction				
62615 · Employee Dev./Conference Costs				
62705 · Legal Services				
62710 · Computer Services	24,860.77	31,200.00	24,030.79	\$31,200.00
62720 · Consulting Services				
62730 · Medical Services				
62735 · Other Professional Services				
62805 · Interest Expense				
62810 · Misc. Service Expense				
63105 · Supplies				
63215 · Repairs/Maintenance				
64125 · Capital Outlay				
65105 - OFU				
65106 - OFU Prior Year				
65110 · Local Grants				
65120 - Transfers Out				
Expense Totals	\$35,569.34	\$38,200.00	\$27,824.38	\$38,200.00
Annual Comparisons (benefits removed)	\$ 35,569.34	\$ 38,200.00	\$	\$ 38,200.00

Law & Order Prothonotary	2019 Actual	2020 Budget	2020 YTD (8-31)	2021 Final
41105 - Discount				
41110 - Face				
41120 - Penalty				
41125 - Delinquent - Tax Claim				
42105 - Discount Contra				
42110 - Face Contra				
42115 - Penalty Contra				
42120 - Delinquent - Tax Claim Contra				
43105 - Licenses and Permits				
43115 - Charges for Service	66,819.48	65,500.00	25,040.81	\$65,500.00
43116 - Fines and Forfeitures				
43120 - Building / Office Rents				
43125 - Royalties				
43205 - Interest Income Checking				
43210 - Interest Income Investments				
43211 - Dividend Income				
43215 - Misc Income				
43305 - Payments in lieu of Taxes				
43310 - Federal Grants				
43405 - Tax Equalization Board				
43410 - State Grants				
43505 - Local Grants				
44105 - Other Financing Sources				
44106 - OFS - Sale Of Asset				
44110 - OFS - Prior Period Reimb				
44120 - Transfers IN				
Revenue Totals	\$66,819.48	\$65,500.00	\$25,040.81	\$65,500.00
61105 · Salaries & Wages	202,660.28	171,902.06	109,093.90	\$153,693.77
61205 · Medical Coverage	54,263.96	46,947.68	31,289.68	
61206 · Affordable Care Act				
61210 · Worker's Comp	1,460.41	1,497.25	955.12	
61215 · Unemployment Comp	1,332.62	1,093.46	1,256.98	\$1,368.40
61221 · Social Security	12,183.90	10,515.20	6,570.72	\$9,529.01
61222 · Medicare	2,849.42	2,459.27	1,536.80	\$2,228.56
61225 · Life Insurance	467.12	451.20	252.38	\$369.60
61230 - Retirement				
62105 · Heating Fuel/Natural Gas				
62110 · Electric				
62115 · Water				
62120 · Sewage				
62125 · Garbage/Janitorial				
62130 · Rent Expense				
62205 · Local Service				
62210 · Long Distance				
62215 · Internet Access				
62305 · Postage				
62310 · Advertising				
62505 · Bond Premiums				
62510 · Insurance	989.00	0.00	202.40	
62605 · Dues & Subscriptions	500.00	500.00	625.00	\$625.00
62610 · Printing & Reproduction	2,884.27	2,825.00	3,560.78	\$2,738.80
62615 · Employee Dev./Conference Costs	2,099.28	2,100.00	0.00	\$600.00
62705 · Legal Services				
62710 · Computer Services	3,214.00	3,311.00	20,456.00	\$3,397.00
62720 · Consulting Services				
62730 · Medical Services				
62735 · Other Professional Services	26.50			
62805 · Interest Expense				
62810 · Misc. Service Expense				
63105 · Supplies	2,075.44	2,000.00	723.92	\$1,500.00
63215 · Repairs/Maintenance				
64125 · Capital Outlay				
65105 - OFU				
65106 - OFU Prior Year	50.50			
65110 · Local Grants				
65120 - Transfers Out				
Expense Totals	\$287,056.70	\$245,602.12	\$176,523.68	\$176,050.14
Annual Comparisons (benefits removed)	\$ 229,999.71	\$ 196,063.73	\$	\$ 176,050.14

Law & Order Register & Recorder	2019 Actual	2020 Budget	2020 YTD (8-31)	2021 Final
41105 - Discount				
41110 - Face				
41120 - Penalty				
41125 - Delinquent - Tax Claim				
42105 - Discount Contra				
42110 - Face Contra				
42115 - Penalty Contra				
42120 - Delinquent - Tax Claim Contra				
43105 - Licenses and Permits				
43115 - Charges for Service	692,652.99	380,000.00	205,868.06	\$696,000.00
43116 - Fines and Forfeitures				
43120 - Building / Office Rents				
43125 - Royalties				
43205 - Interest Income Checking				
43210 - Interest Income Investments				
43211 - Dividend Income				
43215 - Misc Income				
43305 - Payments in lieu of Taxes				
43310 - Federal Grants				
43405 - Tax Equalization Board				
43410 - State Grants				
43505 - Local Grants				
44105 - Other Financing Sources				
44106 - OFS - Sale Of Asset				
44110 - OFS - Prior Period Reimb				
44120 - Transfers IN				
Revenue Totals	\$692,652.99	\$380,000.00	\$205,868.06	\$696,000.00
61105 · Salaries & Wages	191,902.88	195,429.23	125,100.11	\$195,232.78
61205 · Medical Coverage	76,282.20	77,930.53	50,982.45	
61206 · Affordable Care Act				
61210 · Worker's Comp	1,573.90	1,669.70	1,071.92	
61215 · Unemployment Comp	1,457.64	1,008.07	1,008.07	\$1,555.00
61221 · Social Security	10,945.81	11,603.16	7,057.44	\$12,104.43
61222 · Medicare	2,560.26	2,713.64	1,650.52	\$2,830.88
61225 · Life Insurance	474.40	480.00	307.10	\$420.00
61230 - Retirement				
62105 · Heating Fuel/Natural Gas				
62110 · Electric				
62115 · Water				
62120 · Sewage				
62125 · Garbage/Janitorial				
62130 · Rent Expense				
62205 · Local Service				
62210 · Long Distance				
62215 · Internet Access				
62305 · Postage				
62310 · Advertising				
62505 · Bond Premiums				
62510 · Insurance				
62605 · Dues & Subscriptions	1,211.80	1,600.00	1,394.00	\$1,394.00
62610 · Printing & Reproduction	3,809.38	4,200.00	2,701.66	\$2,338.80
62615 · Employee Dev./Conference Costs	5,316.24	7,000.00	0.00	\$1,770.00
62705 · Legal Services	6,000.00	6,000.00	3,000.00	\$6,000.00
62710 · Computer Services	37,597.50	40,000.00	19,005.05	\$38,000.00
62720 · Consulting Services				
62730 · Medical Services				
62735 · Other Professional Services				
62805 · Interest Expense				
62810 · Misc. Service Expense				
63105 · Supplies	1,705.07	2,500.00	453.94	\$1,700.00
63215 · Repairs/Maintenance	178.00			
64125 · Capital Outlay				
65105 - OFU				
65106 - OFU Prior Year				
65110 · Local Grants				
65120 - Transfers Out				
Expense Totals	\$341,015.08	\$352,134.33	\$213,732.26	\$263,345.89
Annual Comparisons (benefits removed)	\$ 261,701.34	\$ 271,526.03	\$	\$ 263,345.89

Law & Order Sheriff	2019 Actual	2020 Budget	2020 YTD (8-31)	2021 Final
41105 - Discount				
41110 - Face				
41120 - Penalty				
41125 - Delinquent - Tax Claim				
42105 - Discount Contra				
42110 - Face Contra				
42115 - Penalty Contra				
42120 - Delinquent - Tax Claim Contra				
43105 - Licenses and Permits	24,312.00	21,000.00	14,279.00	30,000.00
43115 - Charges for Service	756,245.77	794,000.00	773,014.06	56,245.77
43116 - Fines and Forfeitures				
43120 - Building / Office Rents				
43125 - Royalties				
43205 - Interest Income Checking				
43210 - Interest Income Investments				
43211 - Dividend Income				
43215 - Misc Income				
43305 - Payments in lieu of Taxes				
43310 - Federal Grants				
43405 - Tax Equalization Board				
43410 - State Grants				\$110,898.00
43505 - Local Grants				
44105 - Other Financing Sources				
44106 - OFS - Sale Of Asset				
44110 - OFS - Prior Period Reimb				
44120 - Transfers IN				
Revenue Totals	\$780,557.77	\$815,000.00	\$787,293.06	\$197,143.77
61105 · Salaries & Wages	559,467.55	583,766.13	401,854.38	\$674,677.37
61205 · Medical Coverage	111,456.03	162,711.00	105,762.92	
61206 · Affordable Care Act				
61210 · Worker's Comp	28,911.09	33,051.69	20,306.85	
61215 · Unemployment Comp	6,225.90	6,300.00	4,464.39	\$5,598.00
61221 · Social Security	33,703.83	39,276.92	23,796.27	\$41,830.00
61222 · Medicare	7,881.95	9,185.67	5,565.16	\$9,782.82
61225 · Life Insurance	1,323.20	1,536.00	878.10	\$1,444.80
61230 - Retirement				
62105 · Heating Fuel/Natural Gas				
62110 · Electric				
62115 · Water				
62120 · Sewage				
62125 · Garbage/Janitorial				
62130 · Rent Expense	300.00	300.00	270.00	\$720.00
62205 · Local Service	2,280.90	1,962.00	1,161.16	\$615.96
62210 · Long Distance				
62215 · Internet Access				
62305 · Postage				
62310 · Advertising		0.00	198.90	
62505 · Bond Premiums				
62510 · Insurance				
62605 · Dues & Subscriptions	361.00	800.00	411.75	\$150.00
62610 · Printing & Reproduction	2,152.44	3,500.00	2,639.30	\$2,288.80
62615 · Employee Dev./Conference Costs	14,411.34	10,000.00	1,472.35	\$10,000.00
62705 · Legal Services	1,102.50	3,200.00	0.00	
62710 · Computer Services	9,592.00	4,900.00	4,594.43	\$4,659.00
62720 · Consulting Services				
62730 · Medical Services	407.00	0.00	1,095.00	\$1,000.00
62735 · Other Professional Services	2,891.42	3,200.00	967.50	\$2,800.00
62805 · Interest Expense				
62810 · Misc. Service Expense				
63105 · Supplies	29,172.81	25,000.00	9,498.10	\$25,000.00
63215 · Repairs/Maintenance	172.50	1,000.00		\$500.00
64125 · Capital Outlay	8,040.75			
65105 - OFU				
65106 - OFU Prior Year				
65110 · Local Grants				
65120 - Transfers Out				
Expense Totals	\$819,854.21	\$889,689.41	\$584,936.56	\$781,066.75
Annual Comparisions (benefits removed)	\$ 673,261.19	\$ 687,626.72	\$	\$ 781,066.75

Law & Order Totals	2019 Actual	2020 Budget	2020 YTD (8-31)	2021 Final
41105 - Discount	\$0.00	\$0.00	\$0.00	\$0.00
41110 - Face	\$0.00	\$0.00	\$0.00	\$0.00
41120 - Penalty	\$0.00	\$0.00	\$0.00	\$0.00
41125 - Delinquent - Tax Claim	\$0.00	\$0.00	\$0.00	\$0.00
42105 - Discount Contra	\$0.00	\$0.00	\$0.00	\$0.00
42110 - Face Contra	\$0.00	\$0.00	\$0.00	\$0.00
42115 - Penalty Contra	\$0.00	\$0.00	\$0.00	\$0.00
42120 - Delinquent - Tax Claim Contra	\$0.00	\$0.00	\$0.00	\$0.00
43105 - Licenses and Permits	\$31,912.00	\$28,000.00	\$17,529.00	\$34,875.00
43115 - Charges for Service	\$3,430,077.95	\$3,657,300.00	\$3,133,402.82	\$1,109,404.09
43116 - Fines and Forfeitures	\$215,889.98	\$230,000.00	\$146,115.04	\$247,000.00
43120 - Building / Office Rents	\$0.00	\$0.00	\$0.00	\$0.00
43125 - Royalties	\$0.00	\$0.00	\$0.00	\$0.00
43205 - Interest Income Checking	\$12.30	\$0.00	\$5.91	\$0.00
43210 - Interest Income Investments	\$0.00	\$0.00	\$0.00	\$0.00
43211 - Dividend Income	\$0.00	\$0.00	\$0.00	\$0.00
43215 - Misc Income	\$0.00	\$0.00	\$0.00	\$0.00
43305 - Payments in lieu of Taxes	\$0.00	\$0.00	\$0.00	\$0.00
43310 - Federal Grants	\$81,941.56	\$212,733.00	\$5,820.71	\$215,584.66
43405 - Tax Equalization Board	\$0.00	\$0.00	\$0.00	\$0.00
43410 - State Grants	\$371,480.64	\$322,053.00	\$86,003.98	\$436,870.81
43505 - Local Grants	\$0.00	\$0.00	\$0.00	\$0.00
44105 - Other Financing Sources	\$66.80	\$0.00	\$52.72	\$0.00
44106 - OFS - Sale Of Asset	\$0.00	\$0.00	\$0.00	\$0.00
44110 - OFS - Prior Period Reimb	\$139,256.71	\$125,800.00	\$118,419.60	\$122,525.00
44120 - Transfers IN	\$233,113.96	\$200,758.96	\$13,720.73	\$196,644.00
Revenue Totals	\$4,503,751.90	\$4,776,644.96	\$3,521,070.51	\$2,362,903.56
61105 · Salaries & Wages	\$5,387,603.13	\$5,237,205.36	\$3,509,142.31	\$5,227,794.81
61205 · Medical Coverage	\$1,144,444.45	\$1,198,953.23	\$766,161.66	\$0.00
61206 · Affordable Care Act	\$0.00	\$0.00	\$0.00	\$0.00
61210 · Worker's Comp	\$179,584.43	\$176,707.27	\$114,507.39	\$0.00
61215 · Unemployment Comp	\$45,528.86	\$39,741.57	\$33,470.78	\$40,290.05
61221 · Social Security	\$317,596.66	\$322,996.96	\$207,021.69	\$324,123.28
61222 · Medicare	\$74,991.55	\$75,539.92	\$48,416.72	\$75,803.02
61225 · Life Insurance	\$10,812.48	\$11,505.60	\$6,644.17	\$9,807.00
61230 - Retirement	\$0.00	\$0.00	\$0.00	\$0.00
62105 · Heating Fuel/Natural Gas	\$24,360.22	\$26,500.00	\$12,595.67	\$24,500.00
62110 · Electric	\$48,304.87	\$47,100.00	\$23,038.53	\$47,100.00
62115 · Water	\$18,333.13	\$17,500.00	\$9,475.23	\$17,500.00
62120 · Sewage	\$14,781.60	\$14,000.00	\$7,099.20	\$14,000.00
62125 · Garbage/Janitorial	\$7,350.00	\$7,000.00	\$4,917.53	\$7,000.00
62130 · Rent Expense	\$53,609.85	\$56,092.00	\$64,566.87	\$76,077.56
62205 · Local Service	\$17,918.94	\$16,561.58	\$9,209.33	\$14,075.39
62210 · Long Distance	\$0.00	\$0.00	\$0.00	\$0.00
62215 · Internet Access	\$4,430.33	\$4,426.96	\$3,204.27	\$4,555.68
62305 · Postage	\$83,840.43	\$78,400.00	\$43,572.57	\$73,400.00
62310 · Advertising	\$359.00	\$100.00	\$198.90	\$0.00
62505 · Bond Premiums	\$475.00	\$825.00	\$0.00	\$350.00
62510 · Insurance	\$1,978.00	\$911.60	\$404.80	\$0.00
62605 · Dues & Subscriptions	\$29,252.36	\$24,140.72	\$18,672.41	\$21,470.38
62610 · Printing & Reproduction	\$45,886.23	\$44,818.27	\$36,652.74	\$36,509.79
62615 · Employee Dev./Conference Costs	\$47,458.13	\$63,600.00	\$11,271.09	\$38,770.00
62705 · Legal Services	\$278,972.71	\$267,200.00	\$114,693.00	\$267,000.00
62710 · Computer Services	\$132,495.00	\$127,050.00	\$120,691.59	\$123,548.00
62720 · Consulting Services	\$0.00	\$0.00	\$0.00	\$0.00
62730 · Medical Services	\$169,952.13	\$140,000.00	\$84,791.29	\$131,000.00
62735 · Other Professional Services	\$346,563.44	\$300,300.00	\$158,982.29	\$279,152.25
62805 · Interest Expense	\$0.00	\$0.00	\$0.00	\$0.00
62810 · Misc. Service Expense	\$0.00	\$29,348.21	\$0.00	\$34,448.92
63105 · Supplies	\$339,547.53	\$325,650.00	\$176,706.38	\$275,900.00
63215 · Repairs/Maintenance	\$36,074.28	\$26,000.00	\$3,119.25	\$5,500.00
64125 · Capital Outlay	\$42,325.43	\$0.00	\$1,229.00	\$625.00
65105 - OFU	\$0.00	\$0.00	\$0.00	\$0.00
65106 - OFU Prior Year	\$50.50	\$0.00	\$0.00	\$0.00
65110 · Local Grants	\$1,500.00	\$1,500.00	\$0.00	\$1,500.00
65120 - Transfers Out	\$239,177.14	\$230,000.00	\$81,753.29	\$235,000.00
Expense Totals	\$9,145,557.81	\$8,911,674.25	\$5,672,209.95	\$7,406,801.13
Annual Comparisons (benefits removed)	\$ 7,776,000.07	\$ 7,496,272.18		\$ 7,406,801.13

Planning and Community Development Community Development Block Grant	2019 Actual	2020 Budget	2020 YTD (8-31)	2021 Final
41105 - Discount				
41110 - Face				
41120 - Penalty				
41125 - Delinquent - Tax Claim				
42105 - Discount Contra				
42110 - Face Contra				
42115 - Penalty Contra				
42120 - Delinquent - Tax Claim Contra				
43105 - Licenses and Permits				
43115 - Charges for Service				
43116 - Fines and Forfeitures				
43120 - Building / Office Rents				
43125 - Royalties				
43205 - Interest Income Checking				
43210 - Interest Income Investments				
43211 - Dividend Income				
43215 - Misc Income				
43305 - Payments in lieu of Taxes				
43310 - Federal Grants				\$33,532.00
43405 - Tax Equalization Board				
43410 - State Grants				
43505 - Local Grants				
44105 - Other Financing Sources	44,939.52	210,000.00	211,129.36	\$137,532.00
44106 - OFS - Sale Of Asset				
44110 - OFS - Prior Period Reimb	3,948.85	5,000.00		
44120 - Transfers IN				
Revenue Totals	\$48,888.37	\$215,000.00	\$211,129.36	\$171,064.00
61105 · Salaries & Wages	88,811.42	112,733.34	70,696.60	\$101,589.13
61205 · Medical Coverage	34,784.12	41,318.09	25,713.45	
61206 · Affordable Care Act				
61210 · Worker's Comp	197.85	287.28	192.76	
61215 · Unemployment Comp	881.52	1,472.62	1,076.55	\$982.76
61221 · Social Security	4,893.85	6,655.85	3,904.30	\$6,298.53
61222 · Medicare	1,144.51	1,556.60	913.09	\$1,473.04
61225 · Life Insurance	192.96	144.00	142.35	\$265.44
61230 - Retirement				
62105 · Heating Fuel/Natural Gas				
62110 · Electric				
62115 · Water				
62120 · Sewage				
62125 · Garbage/Janitorial				
62130 · Rent Expense				
62205 · Local Service	106.39	0.00	205.62	\$87.60
62210 · Long Distance				
62215 · Internet Access				
62305 · Postage	171.40	100.00		
62310 · Advertising	6,014.25	6,500.00	1,490.51	\$6,000.00
62505 · Bond Premiums				
62510 · Insurance				
62605 · Dues & Subscriptions	63.58	100.00		
62610 · Printing & Reproduction	61.75	100.00	1,287.81	\$1,000.00
62615 · Employee Dev./Conference Costs	2,500.45	2,000.00	265.40	\$500.00
62705 · Legal Services				
62710 · Computer Services	2,179.54			
62720 · Consulting Services				
62730 · Medical Services				
62735 · Other Professional Services	5,517.98			
62805 · Interest Expense				
62810 · Misc. Service Expense				\$23,444.44
63105 · Supplies	3,843.30	2,500.00	1,834.76	\$2,500.00
63215 · Repairs/Maintenance				
64125 · Capital Outlay	5,630.55	1,300.00	557.00	
65105 - OFU				
65106 - OFU Prior Year				
65110 · Local Grants				
65120 - Transfers Out				
Expense Totals	\$156,995.42	\$176,767.78	\$108,280.20	\$144,140.93
Annual Comparisions (benefits removed)	\$ 121,131.93	\$ 133,689.79	\$	\$ 144,140.93

Planning and Community Development Conservation Office	2019 Actual	2020 Budget	2020 YTD (8-31)	2021 Final
41105 - Discount				
41110 - Face				
41120 - Penalty				
41125 - Delinquent - Tax Claim				
42105 - Discount Contra				
42110 - Face Contra				
42115 - Penalty Contra				
42120 - Delinquent - Tax Claim Contra				
43105 - Licenses and Permits				
43115 - Charges for Service	100,000.00	100,000.00	100,000.00	
43116 - Fines and Forfeitures				
43120 - Building / Office Rents				
43125 - Royalties				
43205 - Interest Income Checking				
43210 - Interest Income Investments				
43211 - Dividend Income				
43215 - Misc Income				
43305 - Payments in lieu of Taxes				
43310 - Federal Grants				
43405 - Tax Equalization Board				
43410 - State Grants				
43505 - Local Grants				
44105 - Other Financing Sources				
44106 - OFS - Sale Of Asset				
44110 - OFS - Prior Period Reimb				
44120 - Transfers IN				
Revenue Totals	\$100,000.00	\$100,000.00	\$100,000.00	\$0.00
61105 · Salaries & Wages	90,158.91	99,923.44	61,613.25	\$15,025.32
61205 · Medical Coverage	18,652.45	16,462.63	10,951.44	
61206 · Affordable Care Act				
61210 · Worker's Comp	904.07	339.61	177.12	
61215 · Unemployment Comp	374.06	819.00	520.10	\$77.75
61221 · Social Security	5,739.50	6,195.25	3,693.00	\$931.57
61222 · Medicare	1,348.25	1,448.89	863.69	\$217.87
61225 · Life Insurance	211.71	240.00	129.21	\$21.00
61230 - Retirement				
62105 · Heating Fuel/Natural Gas				
62110 · Electric				
62115 · Water				
62120 · Sewage				
62125 · Garbage/Janitorial				
62130 · Rent Expense				
62205 · Local Service	61.64	0.00	280.66	
62210 · Long Distance				
62215 · Internet Access				
62305 · Postage				
62310 · Advertising				
62505 · Bond Premiums				
62510 · Insurance				
62605 · Dues & Subscriptions				
62610 · Printing & Reproduction				
62615 · Employee Dev./Conference Costs				
62705 · Legal Services				
62710 · Computer Services	2,000.00		2,000.00	
62720 · Consulting Services				
62730 · Medical Services				
62735 · Other Professional Services	50.00			
62805 · Interest Expense				
62810 · Misc. Service Expense				
63105 · Supplies	17.10			
63215 · Repairs/Maintenance				
64125 · Capital Outlay	444.50			
65105 - OFU				
65106 - OFU Prior Year				
65110 · Local Grants				
65120 - Transfers Out				
Expense Totals	\$119,962.19	\$125,428.82	\$80,228.47	\$16,273.51
Annual Comparisons (benefits removed)	\$ 100,031.61	\$ 107,807.58	\$	\$ 16,273.51

Planning and Community Development Economic Development	2019 Actual	2020 Budget	2020 YTD (8-31)	2021 Final
41105 - Discount				
41110 - Face				
41120 - Penalty				
41125 - Delinquent - Tax Claim				
42105 - Discount Contra				
42110 - Face Contra				
42115 - Penalty Contra				
42120 - Delinquent - Tax Claim Contra				
43105 - Licenses and Permits				
43115 - Charges for Service	1,985.00	2,500.00	1,410.00	\$2,115.00
43116 - Fines and Forfeitures				
43120 - Building / Office Rents				
43125 - Royalties				
43205 - Interest Income Checking				
43210 - Interest Income Investments				
43211 - Dividend Income				
43215 - Misc Income				
43305 - Payments in lieu of Taxes				
43310 - Federal Grants				
43405 - Tax Equalization Board				
43410 - State Grants				
43505 - Local Grants	13,916.00	11,916.00	\$0.00	\$11,916.00
44105 - Other Financing Sources				
44106 - OFS - Sale Of Asset				
44110 - OFS - Prior Period Reimb				
44120 - Transfers IN				
Revenue Totals	\$15,901.00	\$14,416.00	\$1,410.00	\$14,031.00
61105 · Salaries & Wages	279,419.28	194,407.52	118,645.30	\$227,774.48
61205 · Medical Coverage	32,617.17	23,625.57	12,356.53	
61206 · Affordable Care Act				
61210 · Worker's Comp	1,016.46	495.76	293.71	
61215 · Unemployment Comp	1,653.64	1,775.65	1,461.32	\$1,492.80
61221 · Social Security	16,713.65	11,893.33	7,080.16	\$14,122.02
61222 · Medicare	3,908.81	2,781.50	1,655.82	\$3,302.73
61225 · Life Insurance	484.00	480.00	148.40	\$403.20
61230 - Retirement				
62105 · Heating Fuel/Natural Gas				
62110 · Electric				
62115 · Water				
62120 · Sewage				
62125 · Garbage/Janitorial				
62130 · Rent Expense				
62205 · Local Service				\$600.00
62210 · Long Distance				
62215 · Internet Access				
62305 · Postage				
62310 · Advertising	1,676.28	1,000.00	113.10	\$1,600.00
62505 · Bond Premiums				
62510 · Insurance				
62605 · Dues & Subscriptions	35,140.00	35,000.00	17,359.00	\$34,313.00
62610 · Printing & Reproduction	11,838.16	10,442.00	7,046.13	\$6,431.16
62615 · Employee Dev./Conference Costs	11,682.43	1,500.00	505.83	\$1,500.00
62705 · Legal Services	20,133.05	15,000.00	6,949.19	
62710 · Computer Services	8,180.00	1,900.00	433.16	\$3,760.00
62720 · Consulting Services				
62730 · Medical Services				
62735 · Other Professional Services	203,796.36	90,000.00	59,431.33	\$94,630.00
62805 · Interest Expense				
62810 · Misc. Service Expense				
63105 · Supplies	311.05	2,000.00	140.11	\$1,000.00
63215 · Repairs/Maintenance				
64125 · Capital Outlay	6,589.50			
65105 - OFU				
65106 - OFU Prior Year		0.00	3,090.00	
65110 · Local Grants				
65120 - Transfers Out				
Expense Totals	\$635,159.84	\$392,301.33	\$236,709.09	\$390,929.38
Annual Comparisons (benefits removed)	\$ 599,872.57	\$ 366,404.35	\$	\$ 390,929.38

Planning and Community Development Redevelopment Authority	2019 Actual	2020 Budget	2020 YTD (8-31)	2021 Final
41105 - Discount				
41110 - Face				
41120 - Penalty				
41125 - Delinquent - Tax Claim				
42105 - Discount Contra				
42110 - Face Contra				
42115 - Penalty Contra				
42120 - Delinquent - Tax Claim Contra				
43105 - Licenses and Permits				
43115 - Charges for Service				
43116 - Fines and Forfeitures				
43120 - Building / Office Rents				
43125 - Royalties				
43205 - Interest Income Checking				
43210 - Interest Income Investments				
43211 - Dividend Income				
43215 - Misc Income				
43305 - Payments in lieu of Taxes				
43310 - Federal Grants				
43405 - Tax Equalization Board				
43410 - State Grants				
43505 - Local Grants				
44105 - Other Financing Sources				
44106 - OFS - Sale Of Asset				
44110 - OFS - Prior Period Reimb				
44120 - Transfers IN				
Revenue Totals	\$0.00	\$0.00	\$0.00	\$0.00
61105 · Salaries & Wages	106,132.92	103,250.42	72,501.78	\$83,969.30
61205 · Medical Coverage	24,407.95	25,274.71	16,406.39	
61206 · Affordable Care Act				
61210 · Worker's Comp	4,427.25	3,599.85	2,709.73	
61215 · Unemployment Comp	1,128.00	815.49	693.38	\$622.00
61221 · Social Security	6,548.43	6,221.56	4,248.48	\$5,206.10
61222 · Medicare	1,531.59	1,455.11	993.67	\$1,217.55
61225 · Life Insurance	193.60	192.00	122.20	\$168.00
61230 · Retirement				
62105 · Heating Fuel/Natural Gas				
62110 · Electric				
62115 · Water				
62120 · Sewage				
62125 · Garbage/Janitorial				
62130 · Rent Expense				
62205 · Local Service	106.93	105.00	56.63	
62210 · Long Distance				
62215 · Internet Access				
62305 · Postage				
62310 · Advertising				
62505 · Bond Premiums				
62510 · Insurance				
62605 · Dues & Subscriptions				
62610 · Printing & Reproduction			204.37	
62615 · Employee Dev./Conference Costs				
62705 · Legal Services				
62710 · Computer Services				
62720 · Consulting Services				
62730 · Medical Services				
62735 · Other Professional Services			12.50	
62805 · Interest Expense				
62810 · Misc. Service Expense				
63105 · Supplies	50.20	0.00	118.17	
63215 · Repairs/Maintenance				
64125 · Capital Outlay				
65105 - OFU				
65106 - OFU Prior Year				
65110 · Local Grants				
65120 - Transfers Out				
Expense Totals	\$144,526.87	\$140,914.14	\$98,067.30	\$91,182.95
Annual Comparisions (benefits removed)	\$ 114,563.67	\$ 111,224.09	\$	\$ 91,182.95

Planning and Community Development Housing Rehab Programs	2019 Actual	2020 Budget	2020 YTD (8-31)	2021 Final
41105 - Discount				
41110 - Face				
41120 - Penalty				
41125 - Delinquent - Tax Claim				
42105 - Discount Contra				
42110 - Face Contra				
42115 - Penalty Contra				
42120 - Delinquent - Tax Claim Contra				
43105 - Licenses and Permits				
43115 - Charges for Service				
43116 - Fines and Forfeitures				
43120 - Building / Office Rents				
43125 - Royalties				
43205 - Interest Income Checking				
43210 - Interest Income Investments				
43211 - Dividend Income				
43215 - Misc Income				
43305 - Payments in lieu of Taxes				
43310 - Federal Grants	11,145.50	21,000.00		\$45,000.00
43405 - Tax Equalization Board				
43410 - State Grants	35,206.12			
43505 - Local Grants				\$39,962.47
44105 - Other Financing Sources				
44106 - OFS - Sale Of Asset				
44110 - OFS - Prior Period Reimb				
44120 - Transfers IN				
Revenue Totals	\$46,351.62	\$21,000.00	\$0.00	\$84,962.47
61105 · Salaries & Wages	328.00			\$54,562.14
61205 · Medical Coverage	1.02			
61206 - Affordable Care Act				
61210 · Worker's Comp				
61215 · Unemployment Comp	11.09			\$528.70
61221 · Social Security	20.34			\$3,382.85
61222 · Medicare	4.76			\$791.15
61225 · Life Insurance				\$142.80
61230 - Retirement				
62105 · Heating Fuel/Natural Gas				
62110 · Electric				
62115 · Water				
62120 · Sewage				
62125 · Garbage/Janitorial				
62130 · Rent Expense				
62205 · Local Service				
62210 · Long Distance				
62215 · Internet Access				
62305 · Postage				
62310 · Advertising				
62505 · Bond Premiums				
62510 · Insurance				
62605 · Dues & Subscriptions				
62610 · Printing & Reproduction				
62615 · Employee Dev./Conference Costs	58.00	500.00	50.60	\$500.00
62705 · Legal Services				
62710 · Computer Services				
62720 · Consulting Services				
62730 · Medical Services				
62735 · Other Professional Services	39,586.68	2,178.08	26,750.00	\$10,200.44
62805 · Interest Expense				
62810 · Misc. Service Expense				
63105 · Supplies		500.00		
63215 · Repairs/Maintenance				
64125 · Capital Outlay				
65105 - OFU				
65106 - OFU Prior Year				
65110 · Local Grants				
65120 - Transfers Out				
Expense Totals	\$40,009.89	\$3,178.08	\$26,800.60	\$70,108.09
Annual Comparisions (benefits removed)	\$ 39,997.78	\$ 3,178.08	\$	\$ 70,108.09

Planning & Development Totals	2019 Actual	2020 Budget	2020 YTD (8-31)	2021 Final
41105 - Discount	\$0.00	\$0.00	\$0.00	\$0.00
41110 - Face	\$0.00	\$0.00	\$0.00	\$0.00
41120 - Penalty	\$0.00	\$0.00	\$0.00	\$0.00
41125 - Delinquent - Tax Claim	\$0.00	\$0.00	\$0.00	\$0.00
42105 - Discount Contra	\$0.00	\$0.00	\$0.00	\$0.00
42110 - Face Contra	\$0.00	\$0.00	\$0.00	\$0.00
42115 - Penalty Contra	\$0.00	\$0.00	\$0.00	\$0.00
42120 - Delinquent - Tax Claim Contra	\$0.00	\$0.00	\$0.00	\$0.00
43105 - Licenses and Permits	\$0.00	\$0.00	\$0.00	\$0.00
43115 - Charges for Service	\$101,985.00	\$102,500.00	\$101,410.00	\$2,115.00
43116 - Fines and Forfeitures	\$0.00	\$0.00	\$0.00	\$0.00
43120 - Building / Office Rents	\$0.00	\$0.00	\$0.00	\$0.00
43125 - Royalties	\$0.00	\$0.00	\$0.00	\$0.00
43205 - Interest Income Checking	\$0.00	\$0.00	\$0.00	\$0.00
43210 - Interest Income Investments	\$0.00	\$0.00	\$0.00	\$0.00
43211 - Dividend Income	\$0.00	\$0.00	\$0.00	\$0.00
43215 - Misc Income	\$0.00	\$0.00	\$0.00	\$0.00
43305 - Payments in lieu of Taxes	\$0.00	\$0.00	\$0.00	\$0.00
43310 - Federal Grants	\$11,145.50	\$21,000.00	\$0.00	\$78,532.00
43405 - Tax Equalization Board	\$0.00	\$0.00	\$0.00	\$0.00
43410 - State Grants	\$35,206.12	\$0.00	\$0.00	\$0.00
43505 - Local Grants	\$13,916.00	\$11,916.00	\$0.00	\$51,878.47
44105 - Other Financing Sources	\$44,939.52	\$210,000.00	\$211,129.36	\$137,532.00
44106 - OFS - Sale Of Asset	\$0.00	\$0.00	\$0.00	\$0.00
44110 - OFS - Prior Period Reimb	\$3,948.85	\$5,000.00	\$0.00	\$0.00
44120 - Transfers IN	\$0.00	\$0.00	\$0.00	\$0.00
Revenue Totals	\$211,140.99	\$350,416.00	\$312,539.36	\$270,057.47
61105 · Salaries & Wages	\$578,957.36	\$531,097.97	\$333,584.10	\$507,904.42
61205 · Medical Coverage	\$110,462.71	\$110,882.26	\$68,245.07	\$0.00
61206 - Affordable Care Act	\$0.00	\$0.00	\$0.00	\$0.00
61210 · Worker's Comp	\$6,572.61	\$4,760.96	\$3,392.18	\$0.00
61215 · Unemployment Comp	\$4,322.12	\$5,204.91	\$3,898.63	\$3,968.36
61221 · Social Security	\$34,790.39	\$32,246.92	\$19,507.04	\$31,490.07
61222 · Medicare	\$8,142.49	\$7,541.68	\$4,562.19	\$7,364.61
61225 · Life Insurance	\$1,121.47	\$1,152.00	\$564.16	\$1,071.84
61230 - Retirement	\$0.00	\$0.00	\$0.00	\$0.00
62105 · Heating Fuel/Natural Gas	\$0.00	\$0.00	\$0.00	\$0.00
62110 · Electric	\$0.00	\$0.00	\$0.00	\$0.00
62115 · Water	\$0.00	\$0.00	\$0.00	\$0.00
62120 · Sewage	\$0.00	\$0.00	\$0.00	\$0.00
62125 · Garbage/Janitorial	\$0.00	\$0.00	\$0.00	\$0.00
62130 · Rent Expense	\$0.00	\$0.00	\$0.00	\$0.00
62205 · Local Service	\$329.57	\$105.00	\$592.83	\$687.60
62210 · Long Distance	\$0.00	\$0.00	\$0.00	\$0.00
62215 · Internet Access	\$0.00	\$0.00	\$0.00	\$0.00
62305 · Postage	\$200.35	\$100.00	\$0.00	\$0.00
62310 · Advertising	\$7,690.53	\$7,500.00	\$1,603.61	\$7,600.00
62505 · Bond Premiums	\$0.00	\$0.00	\$0.00	\$0.00
62510 · Insurance	\$0.00	\$0.00	\$0.00	\$0.00
62605 · Dues & Subscriptions	\$35,203.58	\$35,100.00	\$17,359.00	\$34,313.00
62610 · Printing & Reproduction	\$11,899.91	\$10,542.00	\$8,779.35	\$7,431.16
62615 · Employee Dev./Conference Costs	\$14,240.88	\$4,000.00	\$821.83	\$2,500.00
62705 · Legal Services	\$20,133.05	\$15,000.00	\$6,949.19	\$0.00
62710 · Computer Services	\$12,359.54	\$1,900.00	\$2,433.16	\$3,760.00
62720 · Consulting Services	\$0.00	\$0.00	\$0.00	\$0.00
62730 · Medical Services	\$0.00	\$0.00	\$0.00	\$0.00
62735 · Other Professional Services	\$248,951.02	\$92,178.08	\$86,193.83	\$104,830.44
62805 · Interest Expense	\$0.00	\$0.00	\$0.00	\$0.00
62810 · Misc. Service Expense	\$0.00	\$0.00	\$0.00	\$23,444.44
63105 · Supplies	\$4,221.65	\$5,000.00	\$1,931.68	\$3,500.00
63215 · Repairs/Maintenance	\$0.00	\$0.00	\$0.00	\$0.00
64125 · Capital Outlay	\$14,076.03	\$1,300.00	\$557.00	\$0.00
65105 - OFU	\$0.00	\$0.00	\$0.00	\$0.00
65106 - OFU Prior Year	\$0.00	\$0.00	\$3,090.00	\$0.00
65110 · Local Grants	\$10,000.00	\$10,000.00	\$10,000.00	\$5,000.00
65120 - Transfers Out	\$0.00	\$0.00	\$0.00	\$0.00
Expense Totals	\$1,123,675.26	\$875,611.78	\$574,064.85	\$744,865.94
Annual Comparisons (benefits removed)	\$ 1,002,317.82	\$ 754,763.65		\$ 744,865.94

Recreation Airport	2019 Actual	2020 Budget	2020 YTD (8-31)	2021 Final
41105 - Discount				
41110 - Face				
41120 - Penalty				
41125 - Delinquent - Tax Claim				
42105 - Discount Contra				
42110 - Face Contra				
42115 - Penalty Contra				
42120 - Delinquent - Tax Claim Contra				
43105 - Licenses and Permits				
43115 - Charges for Service	27,700.85	20,000.00	11,185.79	\$27,700.00
43116 - Fines and Forfeitures				
43120 - Building / Office Rents	56,386.88	56,000.00	26,794.80	\$56,000.00
43125 - Royalties				
43205 - Interest Income Checking	31.16	25.00	10.88	\$20.00
43210 - Interest Income Investments				
43211 - Dividend Income				
43215 - Misc Income				
43305 - Payments in lieu of Taxes				
43310 - Federal Grants				
43405 - Tax Equalization Board				
43410 - State Grants				
43505 - Local Grants				
44105 - Other Financing Sources				
44106 - OFS - Sale Of Asset				
44110 - OFS - Prior Period Reimb				
44120 - Transfers IN				
Revenue Totals	\$84,118.89	\$76,025.00	\$37,991.47	\$83,720.00
61105 · Salaries & Wages				
61205 · Medical Coverage				
61206 - Affordable Care Act				
61210 · Worker's Comp				
61215 · Unemployment Comp				
61221 · Social Security				
61222 · Medicare				
61225 · Life Insurance				
61230 - Retirement				
62105 · Heating Fuel/Natural Gas	1,317.47	1,200.00	1,241.56	\$1,200.00
62110 · Electric	13,903.03	10,700.00	5,601.50	\$10,700.00
62115 · Water	1,016.81	900.00	999.67	\$900.00
62120 · Sewage	735.00	700.00	247.20	\$700.00
62125 · Garbage/Janitorial	2,210.00	2,040.00	2,114.43	\$2,040.00
62130 · Rent Expense	1,002.50			
62205 · Local Service	789.23	815.00	264.22	\$459.60
62210 · Long Distance				
62215 · Internet Access				
62305 · Postage				
62310 · Advertising				
62505 · Bond Premiums				
62510 · Insurance	3,735.00	3,735.00	4,806.00	\$4,806.00
62605 · Dues & Subscriptions	500.00	500.00	500.00	\$500.00
62610 · Printing & Reproduction				
62615 · Employee Dev./Conference Costs				
62705 · Legal Services				
62710 · Computer Services				
62720 · Consulting Services				
62730 · Medical Services				
62735 · Other Professional Services	20,452.31	3,000.00	484.00	\$1,500.00
62805 · Interest Expense				
62810 · Misc. Service Expense				
63105 · Supplies	42,538.73	28,000.00	12,247.20	\$28,000.00
63215 · Repairs/Maintenance	8,600.00	10,000.00	940.00	\$5,000.00
64125 · Capital Outlay				
65105 - OFU	548.11			
65106 - OFU Prior Year				
65110 · Local Grants				
65120 - Transfers Out				
Expense Totals	\$97,348.19	\$61,590.00	\$29,445.78	\$55,805.60
Annual Comparisons (benefits removed)	\$ 97,348.19	\$ 61,590.00	\$	\$ 55,805.60

Recreation Daycamps	2019 Actual	2020 Budget	2020 YTD (8-31)	2021 Final
41105 - Discount				
41110 - Face				
41120 - Penalty				
41125 - Delinquent - Tax Claim				
42105 - Discount Contra				
42110 - Face Contra				
42115 - Penalty Contra				
42120 - Delinquent - Tax Claim Contra				
43105 - Licenses and Permits				
43115 - Charges for Service	\$192,200.00	2,200.00	201,858.00	\$2,200.00
43116 - Fines and Forfeitures				
43120 - Building / Office Rents				
43125 - Royalties				
43205 - Interest Income Checking				
43210 - Interest Income Investments				
43211 - Dividend Income				
43215 - Misc Income	1,160.00	1,200.00		
43305 - Payments in lieu of Taxes				
43310 - Federal Grants				
43405 - Tax Equalization Board				
43410 - State Grants				
43505 - Local Grants	1,441.93	5,000.00	2,555.00	\$2,555.00
44105 - Other Financing Sources				
44106 - OFS - Sale Of Asset				
44110 - OFS - Prior Period Reimb				
44120 - Transfers IN				
Revenue Totals	\$194,801.93	\$8,400.00	\$204,413.00	\$4,755.00
61105 · Salaries & Wages	113,105.70	41,009.40	38,795.01	\$51,520.00
61205 · Medical Coverage	3,334.01			
61206 · Affordable Care Act				
61210 · Worker's Comp	9,191.57	9,252.91	3,083.60	
61215 · Unemployment Comp	3,533.08	3,481.79	1,160.93	\$1,244.00
61221 · Social Security	6,959.96	2,542.58	2,405.30	\$3,194.24
61222 · Medicare	1,627.72	594.64	562.67	\$747.04
61225 · Life Insurance	15.60	48.00	0.00	\$12.60
61230 - Retirement				
62105 · Heating Fuel/Natural Gas				
62110 · Electric				
62115 · Water				
62120 · Sewage				
62125 · Garbage/Janitorial				
62130 · Rent Expense	4,500.00			
62205 · Local Service				
62210 · Long Distance				
62215 · Internet Access				
62305 · Postage				
62310 · Advertising				
62505 · Bond Premiums				
62510 · Insurance				
62605 · Dues & Subscriptions				
62610 · Printing & Reproduction				
62615 · Employee Dev./Conference Costs	\$0.00			
62705 · Legal Services				
62710 · Computer Services				
62720 · Consulting Services				
62730 · Medical Services				
62735 · Other Professional Services	20,686.25	5,000.00	587.50	\$15,000.00
62805 · Interest Expense				
62810 · Misc. Service Expense				
63105 · Supplies	10,211.13	1,000.00	841.65	\$8,000.00
63215 · Repairs/Maintenance				
64125 · Capital Outlay				
65105 - OFU				
65106 - OFU Prior Year				
65110 · Local Grants				
65120 - Transfers Out				
Expense Totals	\$173,165.02	\$62,929.32	\$47,436.66	\$79,717.88
Annual Comparisons (benefits removed)	\$ 157,106.36	\$ 50,194.62	\$	\$ 79,717.88

Recreation Fairgrounds	2019 Actual	2020 Budget	2020 YTD (8-31)	2021 Final
41105 - Discount				
41110 - Face				
41120 - Penalty				
41125 - Delinquent - Tax Claim				
42105 - Discount Contra				
42110 - Face Contra				
42115 - Penalty Contra				
42120 - Delinquent - Tax Claim Contra				
43105 - Licenses and Permits				
43115 - Charges for Service	565.00	500.00	\$20.00	
43116 - Fines and Forfeitures				
43120 - Building / Office Rents	68,139.00	46,350.00	\$28,206.00	\$67,900.00
43125 - Royalties				
43205 - Interest Income Checking				
43210 - Interest Income Investments				
43211 - Dividend Income				
43215 - Misc Income				
43305 - Payments in lieu of Taxes				
43310 - Federal Grants				
43405 - Tax Equalization Board				
43410 - State Grants				
43505 - Local Grants				
44105 - Other Financing Sources				
44106 - OFS - Sale Of Asset	2,020.00			
44110 - OFS - Prior Period Reimb				
44120 - Transfers IN				
Revenue Totals	\$70,724.00	\$46,850.00	\$28,226.00	\$67,900.00
61105 · Salaries & Wages	233,601.11	209,693.13	129,597.32	\$261,556.52
61205 · Medical Coverage	52,526.24	42,657.84	26,435.93	
61206 · Affordable Care Act				
61210 · Worker's Comp	17,811.70	18,896.22	10,122.16	
61215 · Unemployment Comp	1,763.62	2,504.09	1,316.55	\$1,959.30
61221 · Social Security	13,765.79	12,727.70	7,689.64	\$16,216.50
61222 · Medicare	3,219.33	2,976.65	1,798.40	\$3,792.57
61225 · Life Insurance	479.17	528.00	252.81	\$529.20
61230 - Retirement				
62105 · Heating Fuel/Natural Gas	8,971.57	8,000.00	3,760.43	\$8,000.00
62110 · Electric	35,200.42	28,000.00	13,041.41	\$28,000.00
62115 · Water	5,698.92	4,000.00	2,754.40	\$4,000.00
62120 · Sewage	5,379.60	4,000.00	2,418.00	\$4,000.00
62125 · Garbage/Janitorial	6,083.50	4,400.00	2,633.53	\$4,400.00
62130 · Rent Expense	4,302.50	5,500.00	0.00	
62205 · Local Service	365.52	400.00	179.81	\$366.00
62210 · Long Distance				
62215 · Internet Access				
62305 · Postage				
62310 · Advertising				
62505 · Bond Premiums				
62510 · Insurance				
62605 · Dues & Subscriptions				
62610 · Printing & Reproduction				
62615 · Employee Dev./Conference Costs	0.00	600.00		\$600.00
62705 · Legal Services				
62710 · Computer Services				
62720 · Consulting Services				
62730 · Medical Services				
62735 · Other Professional Services	5,684.41	5,000.00	282.00	\$2,500.00
62805 · Interest Expense				
62810 · Misc. Service Expense				
63105 · Supplies	38,797.24	45,000.00	13,582.97	\$30,000.00
63215 · Repairs/Maintenance	32,711.87	16,000.00	6,939.68	\$16,000.00
64125 · Capital Outlay	2,680.25			
65105 - OFU				
65106 - OFU Prior Year				
65110 · Local Grants				
65120 - Transfers Out				
Expense Totals	\$469,042.76	\$410,883.63	\$222,805.04	\$381,920.10
Annual Comparisons (benefits removed)	\$ 396,941.20	\$ 346,825.48		\$ 381,920.10

Recreation Parks & Recreation	2019 Actual	2020 Budget	2020 YTD (8-31)	2021 Final
41105 - Discount				
41110 - Face				
41120 - Penalty				
41125 - Delinquent - Tax Claim				
42105 - Discount Contra				
42110 - Face Contra				
42115 - Penalty Contra				
42120 - Delinquent - Tax Claim Contra				
43105 - Licenses and Permits				
43115 - Charges for Service	819,819.93	409,996.93	845,366.92	\$250,900.00
43116 - Fines and Forfeitures				
43120 - Building / Office Rents	13,711.00	15,000.00	5,490.00	\$13,700.00
43125 - Royalties				
43205 - Interest Income Checking				
43210 - Interest Income Investments				
43211 - Dividend Income				
43215 - Misc Income	698.00	1,000.00	440.00	\$1,000.00
43305 - Payments in lieu of Taxes				
43310 - Federal Grants				
43405 - Tax Equalization Board				
43410 - State Grants				
43505 - Local Grants	4,377.90	5,000.00	1,350.00	\$4,400.00
44105 - Other Financing Sources				
44106 - OFS - Sale Of Asset				
44110 - OFS - Prior Period Reimb				
44120 - Transfers IN				
Revenue Totals	\$838,606.83	\$430,996.93	\$852,646.92	\$270,000.00
61105 · Salaries & Wages	444,491.16	305,383.70	227,853.39	\$412,997.62
61205 · Medical Coverage	65,506.98	68,698.72	44,833.60	
61206 · Affordable Care Act				
61210 · Worker's Comp	29,272.32	18,655.28	11,049.66	
61215 · Unemployment Comp	7,426.02	5,769.19	3,852.69	\$4,354.00
61221 · Social Security	26,673.88	18,554.15	13,608.13	\$25,605.85
61222 · Medicare	6,238.45	4,339.28	3,182.53	\$5,988.47
61225 · Life Insurance	690.47	720.00	390.48	\$613.20
61230 - Retirement				
62105 · Heating Fuel/Natural Gas	7,975.60	7,000.00	3,505.63	\$7,000.00
62110 · Electric	26,878.13	26,000.00	11,150.83	\$26,000.00
62115 · Water	19,322.09	30,000.00	10,815.99	\$30,000.00
62120 · Sewage	13,075.80	22,000.00	9,332.20	\$22,000.00
62125 · Garbage/Janitorial	6,655.00	7,320.00	1,817.53	\$7,320.00
62130 · Rent Expense	9,671.74	8,500.00	795.76	\$8,500.00
62205 · Local Service	3,505.00	2,412.00	1,341.36	\$2,412.00
62210 · Long Distance				
62215 · Internet Access	2,402.66	2,053.98	1,822.62	\$2,053.98
62305 · Postage				
62310 · Advertising	300.00	300.00	0.00	
62505 · Bond Premiums				
62510 · Insurance	0.00	1,258.00	0.00	\$1,258.00
62605 · Dues & Subscriptions	882.00	800.00	226.00	\$400.00
62610 · Printing & Reproduction	10,141.28	10,000.00	4,871.76	\$8,000.00
62615 · Employee Dev./Conference Costs	724.20	5,000.00	1,052.89	\$1,100.00
62705 · Legal Services				
62710 · Computer Services				
62720 · Consulting Services				
62730 · Medical Services	108.00			
62735 · Other Professional Services	22,712.03	25,000.00	9,852.01	\$22,700.00
62805 · Interest Expense				
62810 · Misc. Service Expense				
63105 · Supplies	115,677.20	50,000.00	45,623.93	\$50,000.00
63215 · Repairs/Maintenance	18,262.23	16,000.00	6,738.86	\$16,000.00
64125 · Capital Outlay	0.00			
65105 - OFU				
65106 - OFU Prior Year				
65110 · Local Grants	2,966.00	21,000.00	13,051.00	
65120 - Transfers Out				
Expense Totals	\$841,558.24	\$656,764.30	\$426,768.85	\$654,303.12
Annual Comparisons (benefits removed)	\$ 739,352.92	\$ 563,641.11	\$	\$ 654,303.12

Recreation Toursim	2019 Actual	2020 Budget	2020 YTD (8-31)	2021 Final
41105 - Discount				
41110 - Face				
41120 - Penalty				
41125 - Delinquent - Tax Claim				
42105 - Discount Contra				
42110 - Face Contra				
42115 - Penalty Contra				
42120 - Delinquent - Tax Claim Contra				
43105 - Licenses and Permits				
43115 - Charges for Service				
43116 - Fines and Forfeitures				
43120 - Building / Office Rents				
43125 - Royalties				
43205 - Interest Income Checking				
43210 - Interest Income Investments				
43211 - Dividend Income				
43215 - Misc Income				
43305 - Payments in lieu of Taxes				
43310 - Federal Grants				
43405 - Tax Equalization Board				
43410 - State Grants				
43505 - Local Grants				
44105 - Other Financing Sources	2,424.95	3,000.00	\$0.00	\$4,041.58
44106 - OFS - Sale Of Asset				
44110 - OFS - Prior Period Reimb				
44120 - Transfers IN				
Revenue Totals	\$2,424.95	\$3,000.00	\$0.00	\$4,041.58
61105 · Salaries & Wages	29,164.95	33,565.61	29,617.62	\$8,733.04
61205 · Medical Coverage	10,693.11	14,742.72	11,548.47	
61206 · Affordable Care Act				
61210 · Worker's Comp	58.12	67.08	55.15	
61215 · Unemployment Comp	291.72	315.00	250.30	\$155.50
61221 · Social Security	1,652.52	2,057.72	1,671.28	\$541.45
61222 · Medicare	386.41	481.24	390.87	\$126.63
61225 · Life Insurance	82.79	96.00	76.40	\$42.00
61230 - Retirement				
62105 · Heating Fuel/Natural Gas				
62110 · Electric				
62115 · Water				
62120 · Sewage				
62125 · Garbage/Janitorial				
62130 · Rent Expense				
62205 · Local Service				
62210 · Long Distance				
62215 · Internet Access				
62305 · Postage	(186.47)			
62310 · Advertising				
62505 · Bond Premiums				
62510 · Insurance				
62605 · Dues & Subscriptions				
62610 · Printing & Reproduction				
62615 · Employee Dev./Conference Costs				
62705 · Legal Services				
62710 · Computer Services				
62720 · Consulting Services				
62730 · Medical Services				
62735 · Other Professional Services				
62805 · Interest Expense				
62810 · Misc. Service Expense				
63105 · Supplies				
63215 · Repairs/Maintenance				
64125 · Capital Outlay				
65105 - OFU				
65106 - OFU Prior Year				
65110 · Local Grants				
65120 - Transfers Out				
Expense Totals	\$42,143.15	\$51,325.37	\$43,610.09	\$9,598.62
Annual Comparisons (benefits removed)	\$ 31,100.20	\$ 36,200.57	\$	\$ 9,598.62

Recreation Trails	2019 Actual	2020 Budget	2020 YTD (8-31)	2021 Final
41105 - Discount				
41110 - Face				
41120 - Penalty				
41125 - Delinquent - Tax Claim				
42105 - Discount Contra				
42110 - Face Contra				
42115 - Penalty Contra				
42120 - Delinquent - Tax Claim Contra				
43105 - Licenses and Permits				
43115 - Charges for Service				
43116 - Fines and Forfeitures				
43120 - Building / Office Rents				
43125 - Royalties				
43205 - Interest Income Checking				
43210 - Interest Income Investments				
43211 - Dividend Income				
43215 - Misc Income				
43305 - Payments in lieu of Taxes				
43310 - Federal Grants				
43405 - Tax Equalization Board				
43410 - State Grants				
43505 - Local Grants				
44105 - Other Financing Sources				
44106 - OFS - Sale Of Asset				
44110 - OFS - Prior Period Reimb				
44120 - Transfers IN				
Revenue Totals	\$0.00	\$0.00	\$0.00	\$0.00
61105 · Salaries & Wages	96,001.46	43,133.25	25,255.28	\$25,515.98
61205 · Medical Coverage	24,731.03	0.00	646.76	
61206 · Affordable Care Act				
61210 · Worker's Comp	7,534.71	3,428.39	2,007.36	
61215 · Unemployment Comp	569.80	708.84	390.80	\$93.30
61221 · Social Security	5,576.14	2,663.95	1,555.50	\$1,581.99
61222 · Medicare	1,303.92	623.05	363.82	\$369.98
61225 · Life Insurance	157.17	96.00	21.81	\$25.20
61230 - Retirement				
62105 · Heating Fuel/Natural Gas				
62110 · Electric	406.26	250.00	0.00	
62115 · Water	214.57	250.00	395.07	\$400.00
62120 · Sewage				
62125 · Garbage/Janitorial				
62130 · Rent Expense	1,186.50	2,000.00	235.00	\$500.00
62205 · Local Service				
62210 · Long Distance				
62215 · Internet Access				
62305 · Postage				
62310 · Advertising				
62505 · Bond Premiums				
62510 · Insurance				
62605 · Dues & Subscriptions				
62610 · Printing & Reproduction				
62615 · Employee Dev./Conference Costs				
62705 · Legal Services				
62710 · Computer Services				
62720 · Consulting Services				
62730 · Medical Services				
62735 · Other Professional Services	1,200.00			
62805 · Interest Expense				
62810 · Misc. Service Expense				
63105 · Supplies	13,312.88	13,000.00	3,020.78	\$10,000.00
63215 · Repairs/Maintenance	13,075.00	13,000.00	150.00	\$10,000.00
64125 · Capital Outlay		0.00	(200,000.00)	
65105 - OFU				
65106 - OFU Prior Year				
65110 · Local Grants				
65120 - Transfers Out				
Expense Totals	\$165,269.44	\$79,153.48	(\$165,957.82)	\$48,486.45
Annual Comparisons (benefits removed)	\$ 132,433.90	\$ 75,016.25	\$	\$ 48,486.45

Recreation Totals	2019 Actual	2020 Budget	2020 YTD (8-31)	2021 Final
41105 - Discount	\$0.00	\$0.00	\$0.00	\$0.00
41110 - Face	\$0.00	\$0.00	\$0.00	\$0.00
41120 - Penalty	\$0.00	\$0.00	\$0.00	\$0.00
41125 - Delinquent - Tax Claim	\$0.00	\$0.00	\$0.00	\$0.00
42105 - Discount Contra	\$0.00	\$0.00	\$0.00	\$0.00
42110 - Face Contra	\$0.00	\$0.00	\$0.00	\$0.00
42115 - Penalty Contra	\$0.00	\$0.00	\$0.00	\$0.00
42120 - Delinquent - Tax Claim Contra	\$0.00	\$0.00	\$0.00	\$0.00
43105 - Licenses and Permits	\$0.00	\$0.00	\$0.00	\$0.00
43115 - Charges for Service	\$1,040,285.78	\$432,696.93	\$1,058,430.71	\$280,800.00
43116 - Fines and Forfeitures	\$0.00	\$0.00	\$0.00	\$0.00
43120 - Building / Office Rents	\$138,236.88	\$117,350.00	\$60,490.80	\$137,600.00
43125 - Royalties	\$0.00	\$0.00	\$0.00	\$0.00
43205 - Interest Income Checking	\$31.16	\$25.00	\$10.88	\$20.00
43210 - Interest Income Investments	\$0.00	\$0.00	\$0.00	\$0.00
43211 - Dividend Income	\$0.00	\$0.00	\$0.00	\$0.00
43215 - Misc Income	\$1,858.00	\$2,200.00	\$440.00	\$1,000.00
43305 - Payments in lieu of Taxes	\$0.00	\$0.00	\$0.00	\$0.00
43310 - Federal Grants	\$0.00	\$0.00	\$0.00	\$0.00
43405 - Tax Equalization Board	\$0.00	\$0.00	\$0.00	\$0.00
43410 - State Grants	\$0.00	\$0.00	\$0.00	\$0.00
43505 - Local Grants	\$5,819.83	\$10,000.00	\$3,905.00	\$6,955.00
44105 - Other Financing Sources	\$2,424.95	\$3,000.00	\$0.00	\$4,041.58
44106 - OFS - Sale Of Asset	\$2,020.00	\$0.00	\$0.00	\$0.00
44110 - OFS - Prior Period Reimb	\$0.00	\$0.00	\$0.00	\$0.00
44120 - Transfers IN	\$0.00	\$0.00	\$0.00	\$0.00
Revenue Totals	\$1,190,676.60	\$565,271.93	\$1,123,277.39	\$430,416.58
61105 · Salaries & Wages	\$916,364.38	\$632,785.09	\$451,118.62	\$760,323.17
61205 · Medical Coverage	\$156,791.37	\$126,099.28	\$83,464.76	\$0.00
61206 · Affordable Care Act	\$0.00	\$0.00	\$0.00	\$0.00
61210 · Worker's Comp	\$63,868.42	\$50,299.88	\$26,317.93	\$0.00
61215 · Unemployment Comp	\$13,584.24	\$12,778.91	\$6,971.27	\$7,806.10
61221 · Social Security	\$54,628.29	\$38,546.10	\$26,929.85	\$47,140.04
61222 · Medicare	\$12,775.83	\$9,014.86	\$6,298.29	\$11,024.69
61225 · Life Insurance	\$1,425.20	\$1,488.00	\$741.50	\$1,222.20
61230 - Retirement	\$0.00	\$0.00	\$0.00	\$0.00
62105 · Heating Fuel/Natural Gas	\$18,264.64	\$16,200.00	\$8,507.62	\$16,200.00
62110 · Electric	\$76,387.84	\$64,950.00	\$29,793.74	\$64,700.00
62115 · Water	\$26,252.39	\$35,150.00	\$14,965.13	\$35,300.00
62120 · Sewage	\$19,190.40	\$26,700.00	\$11,997.40	\$26,700.00
62125 · Garbage/Janitorial	\$14,948.50	\$13,760.00	\$6,565.49	\$13,760.00
62130 · Rent Expense	\$20,663.24	\$16,000.00	\$1,030.76	\$9,000.00
62205 · Local Service	\$4,659.75	\$3,627.00	\$1,785.39	\$3,237.60
62210 · Long Distance	\$0.00	\$0.00	\$0.00	\$0.00
62215 · Internet Access	\$2,402.66	\$2,053.98	\$1,822.62	\$2,053.98
62305 · Postage	(\$186.47)	\$0.00	\$0.00	\$0.00
62310 · Advertising	\$300.00	\$300.00	\$0.00	\$0.00
62505 · Bond Premiums	\$0.00	\$0.00	\$0.00	\$0.00
62510 · Insurance	\$3,735.00	\$4,993.00	\$4,806.00	\$6,064.00
62605 · Dues & Subscriptions	\$1,382.00	\$1,300.00	\$726.00	\$900.00
62610 · Printing & Reproduction	\$10,141.28	\$10,000.00	\$4,871.76	\$8,000.00
62615 · Employee Dev./Conference Costs	\$724.20	\$5,600.00	\$1,052.89	\$1,700.00
62705 · Legal Services	\$0.00	\$0.00	\$0.00	\$0.00
62710 · Computer Services	\$0.00	\$0.00	\$0.00	\$0.00
62720 · Consulting Services	\$0.00	\$0.00	\$0.00	\$0.00
62730 · Medical Services	\$108.00	\$0.00	\$0.00	\$0.00
62735 · Other Professional Services	\$70,735.00	\$38,000.00	\$11,205.51	\$41,700.00
62805 · Interest Expense	\$0.00	\$0.00	\$0.00	\$0.00
62810 · Misc. Service Expense	\$0.00	\$0.00	\$0.00	\$0.00
63105 · Supplies	\$220,537.18	\$137,000.00	\$75,316.53	\$126,000.00
63215 · Repairs/Maintenance	\$72,649.10	\$55,000.00	\$14,768.54	\$47,000.00
64125 · Capital Outlay	\$2,680.25	\$0.00	(\$200,000.00)	\$0.00
65105 - OFU	\$548.11	\$0.00	\$0.00	\$0.00
65106 - OFU Prior Year	\$0.00	\$0.00	\$0.00	\$0.00
65110 · Local Grants	\$2,966.00	\$21,000.00	\$13,051.00	\$0.00
65120 - Transfers Out	\$0.00	\$0.00	\$0.00	\$0.00
Expense Totals	\$1,788,526.80	\$1,322,646.10	\$604,108.60	\$1,229,831.77
Annual Comparisons (benefits removed)	\$ 1,554,282.77	\$ 1,133,468.03		\$ 1,229,831.77